

TYPE OVERVIEW 2023/24



dining | living

TEAM 7

types of wood

Unless stated otherwise, all wooden surfaces are finished with pure natural oil.



alder



beech



beech heartwood



oak



wild oak*



venetian oak**



cherry



walnut



wild walnut*



oak white oil



wild oak white oil*

coloured glass

glossy or matt | glass surfaces in a colour of your choice (see available colours on NCS colour charts, surcharge applies)



white (optiwhite)



natural white (optiwhite)



sand (optiwhite)



pebble (optiwhite)



taupe (optiwhite)



sludge (optiwhite)



dark brown



light grey (optiwhite)



medium grey (optiwhite)



anthracite



graphite grey (optiwhite)



black



pearl (matt only)




bronze (matt only)




steel (matt only)

ceramic



arctic white



phedra



cement



iron grey



basalt black


colour patterns

Wood is one of the most noble, beautiful and versatile natural products we have. Every piece of wood is unique. Differences in colour are a result of the wood’s structure and place of origin. Similarly, the age of the piece of furniture will determine its colour, as natural factors in your home’s environment (e.g. sunlight) can change the surface colour. When your order specifies a particular colour, we do our best to match it. But minor variations in wood, leather, fabric, glass and ceramic are inevitable. An exact colour match will never be possible.


*wild wood versions only available on fronts and table tops
**venetian oak is only available on fronts

fabric colours


Ripley***




RI 01




RI 10




RI 11




RI 16




RI 13



RI 35




RI 36




RI 22


Canvas




114




124




134




154




174




244




264




364




424




614




654




674




694




734




764




794




854



954




974




984


Clara




273




983




987




933




144




148




184




188




248




384




388



544




884




888


Maple****




MA 762




MA 792




MA 742




MA 102




MA 722




MA 732




MA 232




MA 862




MA 132



MA 162




MA 192




MA 662

leather colours


leather L1




polar white (71088)




white (71018)




sand (70232)




antique white (70230)




creme (70231)




pebble (72217)




curcuma (73250)




red (70210)




bordeaux (70411)




apple (78181)




blue (41573)




taupe (72218)




sludge brown (74153)




sepia (41574)




dark brown (74024)




chocolate-brown (70273)




black-brown (70272)




light grey (71667)



medium grey (41575)




anthracite (70241)




black (70240)


leather L3 (only for the s1 chair and loft cushion)



black (70001)




cognac (70003)




dark brown (70002)


natural leather L7




tartufo (77710)




umbra (77720)



brandy (77730)



brown (77740)

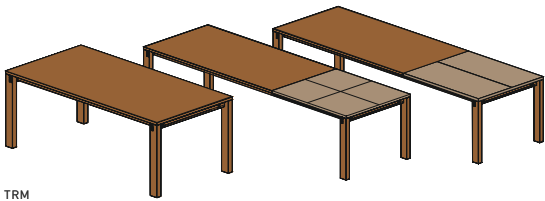


black (77750)

yarn colour
two-tone leather: corresponds to darker tone; two-tone fabric or leather/fabric combination: corresponds to leather or fabric with the darker tone

***available for the floor chair and bench, the chair families tui and aye, as well as for the mylon chair, yps bench and pisa desk
****fabric Maple not available in the USA, China, Hong Kong and Singapore

magnum tables



TRM

magnum non-extendable table or with extension

table top: solid wood, coloured glass or ceramic
table insert: solid wood, coloured glass or ceramic
glass colours: see p. 2
ceramic colours: see p. 2
types of wood: alder, beech, beech heartwood, oak, wild oak, cherry, walnut, wild walnut, oak white oil, wild oak white oil
leg internal dimensions: length minus 18.2 cm, width minus 11.2 cm

dimensions non-extendable table:

h		75 l clear height 65							
w	l	130	140	150	160	175	200	225	250
90		•	•	•	•	•	•	•	•
100		•	•	•	•	•	•	•	•
110		•	•	•	•	•	•	•	•

dimensions extendable table:


h		75 l clear height 64.8							
w	l	130	140	150	160	175	200	225	250
90		••	••	•	•	•	•	•	•
100		••	••	•	•	•	•	•	•
110		••	••	•	•	•	•	•	•



1 integrated, cushioned insert panel wood, coloured glass or ceramic 50 cm from a table length of 130 cm.




1 integrated, cushioned insert panel wood, coloured glass or ceramic 100 cm from a table length of 150 cm.



2 integrated, cushioned insert panels wood, coloured glass or ceramic 2 x 50 cm from a table length of 150 cm.

*only available for extendable tables with 50 cm insert panels

mylon tables



TRMY

mylon non-extendable table or with extension

table top: solid wood
table insert: solid wood or coloured glass
glass colours: see p. 2
types of wood: alder, beech, beech heartwood, oak, wild oak, cherry, walnut, wild walnut, oak white oil, wild oak white oil
leg internal dimensions: length/width minus 12.8 cm

dimensions non-extendable table:

h		75 l clear height 65							
w	l	130	140	150	160	175	200	225	250
90		•	•	•	•	•	•	•	•
100		•	•	•	•	•	•	•	•
110		•	•	•	•	•	•	•	•

dimensions extendable table:

h		75 l clear height 65							
w	l	130	140	150	160	175	200	225	250
90		••	••	•	•	•	•	•	•
100		••	••	•	•	•	•	•	•
110		••	••	•	•	•	•	•	•



1 integrated insert panel wood or coloured glass 50 cm from a table length of 130 cm. Cushioning and coloured glass available against surcharge.



1 integrated insert panel wood or coloured glass 100 cm from a table length of 150 cm. Cushioning and coloured glass available against surcharge.

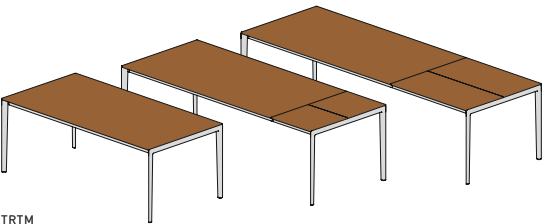


2 integrated insert panels wood or coloured glass 2 x 50 cm from a table length of 150 cm. Cushioning and coloured glass available against surcharge.



*only available for extendable tables with 50 cm insert panels

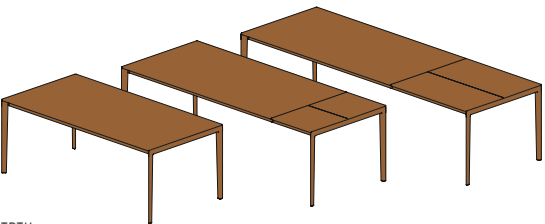
tak tables



TRTM

tak metal base | non-extendable table or with extension

table top: solid wood
table insert: solid wood
types of wood: alder, beech, beech heartwood, oak, wild oak, cherry, walnut, wild walnut, oak white oil, wild oak white oil
frame: steel glossy chrome-plated finish or matt bronze, stainless steel finish, matt black
leg inside dimensions: length minus 9.4 cm, width minus 9.8 cm



TRTH

tak wooden base | non-extendable table or with extension

table top: solid wood
table insert: solid wood
types of wood: alder, beech, beech heartwood, oak, wild oak, cherry, walnut, wild walnut, oak white oil, wild oak white oil
frame: solid wood
longitudinal frame: steel glossy chrome-plated finish or matt bronze, stainless steel finish, matt black
clear inside dimensions: length minus 10.6 cm, width minus 12.2 cm

dimensions non-extendable table:

h		75 l clear height 68.6									
w	l	130	140	150	160	175	200	225	250	275	300
90		•	•	•	•	•	•	•	•	•	•
100		•	•	•	•	•	•	•	•	•	•
110		•	•	•	•	•	•	•	•	•	•

dimensions extendable table:

h		75 l clear height 68.6							
w	l	130	140	150	160	175	200	225	250
90		••	••	••	•	•	•	•	•
100		••	••	••	•	•	•	•	•
110		••	••	••	•	•	•	•	•



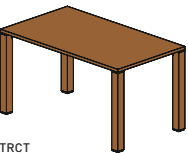
1 integrated, cushioned insert panel wood 50 cm from a table length of 130 cm.



1 integrated, cushioned insert panel wood 100 cm from a table length of 160 cm.

*only available for extendable tables with 50 cm insert panels

cubus t1 table



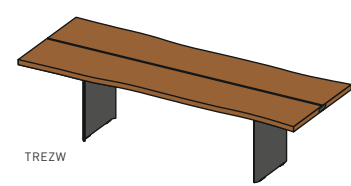
TRCT

cubus t1 table

table top: solid wood
types of wood: alder, beech, beech heartwood, oak, wild oak, cherry, walnut, wild walnut, oak white oil, wild oak white oil
metal elements: glossy
leg internal dimensions: length/width minus 14.6 cm

h		75 l clear height 72.1											
w	l	80	90	100	110	130	140	150	160	175	200	225	250
80		•				•	•	•	•	•	•		
90			•			•	•	•	•	•	•	•	•
100				•		•	•	•	•	•	•	•	•
110					•	•	•	•	•	•	•	•	•

echt.zeit table



echt.zeit table with metal panels

table top: solid wood; long sides with natural wane edges; natural wood grading
types of wood: rustic brushed oak, rustic brushed walnut, rustic brushed oak white oil
frame: treated black steel

h	75 clear height 70						
w \ l	200	225	250	275	300	325	350
~ 100	•	•	•	•	•	•	•

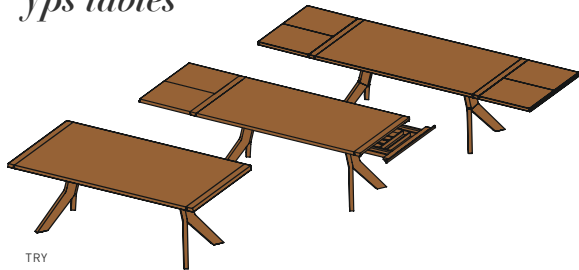


rustic brushed oak
[also available in white oil]



rustic brushed walnut

yps tables



yps non-extendable table or with extension

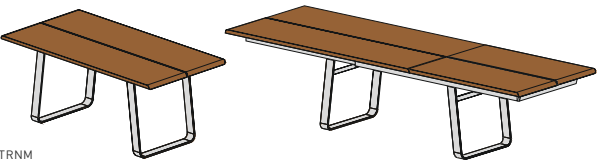
table top: solid wood
types of wood: alder, beech, beech heartwood, oak, wild oak, cherry, walnut, wild walnut, oak white oil, wild oak white oil

h	75 clear height 71.1								
w \ l	140	150	160	180	200	225	250	275	300
90	•	•	•	•	•	•	•	•	•
100	•	•	•	•	•	•	•	•	•
110	•	•	•	•	•	•	•	•	•

h	75 clear height 66.2 53.8						
w \ l	140	150	160	180	200	225	250
90	•	•	•	•	•	•	•
100	•	•	•	•	•	•	•
110	•	•	•	•	•	•	•

- 1 integrated insert panel wood 60 cm from a table length of 140 cm. Cushioning available against surcharge.
- 1 integrated insert panel wood 60 cm and one silverware drawer from a table length of 140 cm. Cushioning available against surcharge.
- 2 integrated insert panels wood 60 cm from a table length of 180 cm. Cushioning available against surcharge.

nox tables



nox table with metal slides | non-extendable table or with extension


table top: solid wood
panel join: closed with metal pilaster strip gloss, stainless steel finish or matt black
types of wood: alder, beech, beech heartwood, oak, wild oak, cherry, walnut, wild walnut, oak white oil, wild oak white oil
frame: steel glossy chrome-plated finish or stainless steel finish, matt black

h	75 clear height 71.2					
w \ l	175	200	225	250	275	300
90	•	•				
100	•	•	•	•	•	•

h	75 clear height 63.4			
w \ l	175	200	225	
90	•	•	•	
100	•	•	•	•


- 1 integrated, cushioned insert panel wood 60 cm.
- 1 integrated, cushioned insert panel wood 120 cm.

tema tables



tema table with wooden side panel | non-extendable table or with extension

table top: solid wood
table insert: solid wood
types of wood: alder, beech, beech heartwood, oak, wild oak, cherry, walnut, wild walnut, oak white oil, wild oak white oil
frame: solid wood



tema table with wooden A-frame | non-extendable table or with extension


table top: solid wood; **table insert:** solid wood
types of wood: alder, beech, beech heartwood, oak, wild oak, cherry, walnut, wild walnut, oak white oil, wild oak white oil
frame: solid wood

l	75 clear height 68						
w \ l	160	180	200	225	250	275	300
90	•	•	•	•	•	•	•
100	•	•	•	•	•	•	•
110	•	•	•	•	•	•	•

h	75 clear height 68			
w \ l	180	200	225	250
100	•	•	•	•

- 1 integrated, cushioned insert panel wood 100 cm.

taso tables



taso non-extendable table or with extension


table top: solid wood
table insert: solid wood
wood types: beech heartwood, oak, wild oak, walnut, wild walnut, oak white oil, wild oak white oil
frame: solid wood

h	75 clear height 65.5				
w \ l	140	160	175	200	225
90	•	•	•	•	•
100	•	•	•	•	•

h	75 clear height 66.1			
w \ l	160	175	200	225
100	•	•	•	•

- 1 integrated insert panel wood 60 cm or 100 cm (only for tables 200 cm and 225 cm long).

flaye tables



flaye table rectangular | non-extendable table or with extension

table top: solid wood
frame: leather or solid wood; **leather colours:** L1 see p. 3
table insert: solid wood
center leg: conical solid wood legs with drop-like cross-section
types of wood: alder, beech, beech heartwood, oak, wild oak, cherry, walnut, wild walnut, oak white oil, wild oak white oil

h	75 clear height 67.8					
w \ l	140	150	160	180	200	225
90	•	•	•	•	•	•
100	•	•	•	•	•	•
110	•	•	•	•	•	•

h	75 clear height 63		
w \ l	180	200	225
100	•	•	•
110	•	•	•

- 1 integrated, cushioned insert panel wood 100 cm.



flaye non-extendable table round

table top: solid wood
frame: leather or solid wood
leather colours: L1 see p. 3
types of wood: alder, beech, beech heartwood, oak, wild oak, cherry, walnut, wild walnut, oak white oil, wild oak white oil
height: 75 cm | clear height 67.8 cm
diameter: 110 cm, 120 cm, 130 cm or 140 cm

miró tables

NEW



miró table round | non-extendable or with extension

table top: solid wood, coloured glass or ceramic (ceramic and colored glass only possible with non-extendable table)
table insert: solid wood, coloured glass or ceramic
turntable: solid wood, coloured glass or ceramic (only possible with non-extendable table)
types of wood: alder, beech, beech heartwood, oak, wild oak, cherry, walnut, wild walnut, oak white oil, wild oak white oil
frame: solid wood; **height:** 75 cm
diameter non-extendable table: 90 cm, 100 cm, 110 cm, 120 cm, 130 cm or 160 cm
diameter extendable table: 110 cm, 120 cm or 130 cm

- 1 integrated, cushioned insert panel wood, ceramic or colored glass 50 cm with diameter 110 cm.
- 1 integrated, cushioned insert panel wood, ceramic or colored glass 60 cm for diameter 120 cm and 130 cm.

magnum cantilever chairs




MFS OA | MFS MA

magnum cantilever chair Stricktex

without armrest | with armrest
cover: Stricktex
types of wood: alder, beech, oak, cherry, walnut, oak white oil
frame: steel glossy chrome-plated finish, matt bronze, stainless steel finish, matt black
dimensions: without armrest 91.5 x 46.5 x 61.5 cm (h x w x d); with armrest 91.5 x 53 x 61.5 cm (h x w x d)
weight of chair: without armrest approx. 8 kg, with armrest approx. 9 kg
armrest height: 64 cm
seat height: 47 cm

Stricktex:			
SGVA vanilla	SGBR brown	SGTP taupe	
SGBL blue	SGAN anthracite	SGSW black	
SGMGM medium grey melange	SGMGD dark grey melange		




MFS OA L | MFS MA L | MFS OA S | MFS MA S

magnum cantilever chair leather or fabric

without armrest | with armrest
cover: leather or fabric
leather colours: L1 see p. 3
fabric colours: see p. 3
types of wood: alder, beech, oak, cherry, walnut, oak white oil
frame: steel glossy chrome-plated finish, matt bronze, stainless steel finish, matt black
dimensions: without armrest 93 × 47 × 62 cm (h × w × d); with armrest 93 × 53 × 62 cm (h × w × d)
weight of chair: without armrest approx. 9.5 kg, with armrest approx. 10.5 kg
armrest height: 64 cm
seat height: 49 cm

f1 cantilever chairs



FLFS OA | FLFS MA | FSFS OA | FSFS MA

f1 cantilever chair

without armrest | with armrest
cover: leather or fabric
leather colours: L1 see p. 3
fabric colours: see p. 3
frame: steel glossy chrome-plated finish, matt bronze, stainless steel finish, matt black
dimensions: without armrest 95 × 47.5 × 61.5 cm (h × w × d); with armrest 95 × 53 × 61.5 cm (h × w × d)
weight of chair: without armrest approx. 8.5 kg, with armrest approx. 9.5 kg
armrest height: 69.5 cm
seat height: 48 cm

flor chairs




FSFU EF | FSFU ZF

flor chair

cover: leather, fabric or leather/fabric; colour combinations available
leather colours: L1 and L7, see p. 3
fabric colours: see p. 3
wood types: beech heartwood, oak, walnut, oak white oil
dimensions: 87 × 57 × 62 cm (h × w × d)
chair weight: approx. 8.7 kg
seat height: approx. 48 cm

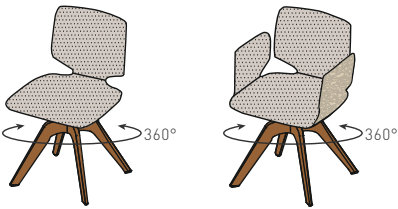
aye chairs



ALF OA | ALF MA | ALF 2 FOA | ALF 2 FMA

aye chair

without armrest | with armrest
cover: leather, fabric or leather/fabric; colour combinations available
leather colours: L1 and L7 see p. 3
fabric colours: see p. 3
types of wood: beech, oak, cherry, walnut, oak white oil
dimensions: without armrest 81 × 52 × 58.5 cm (h × w × d); with armrest 81 × 59 × 58.5 cm (h × w × d)
weight of chair: without armrest approx. 9.5 kg, with armrest approx. 11 kg
seat height: 47.5 cm



ASD OA | ASD MA | ALD OA | ALD MA

aye chair with swivel base

without armrest | with armrest
cover: leather, fabric or leather/fabric; colour combinations available
leather colours: L1 and L7 see p. 3
fabric colours: see p. 3
types of wood: beech, beech heartwood, oak, cherry, walnut, oak white oil
dimensions: without armrest 81 × 52 × 58.5 cm (h × w × d); with armrest 81 × 59 × 58.5 cm (h × w × d)
weight of chair: without armrest approx. 11.9 kg, with armrest approx. 13.4 kg
seat height: 48.5 cm

girado chair NEW




GSDR

girado chair with swivel base and wood backrest

cover: leather or fabric
leather colours: L1 and L7 see p. 3
types of wood: alder, beech, beech heartwood, oak, cherry, walnut, oak white oil
frame: aluminium gloss, aluminium matt black
dimensions: with wood backrest 84.5 × 53.5 × 56 cm (h × w × d)
weight of chair: approx. 9.6 kg
seat height: 48.5 cm

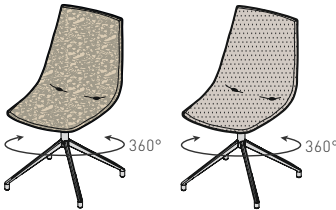
lui chairs



LSFU

lui chair


cover: leather, fabric or leather/fabric; colour combinations available
leather colours: L1 and L7 see p. 3
fabric colours: see p. 3
types of wood: beech, beech heartwood, oak, cherry, walnut, oak white oil
dimensions: 87 × 48 × 61.5 cm (h × w × d)
weight of chair: approx. 7.2 kg
seat height: 48 cm



LSDR

lui chair with swivel base

cover: leather, fabric or leather/fabric; colour combinations available
leather colours: L1 and L7 see p. 3
fabric colours: see p. 3
frame: aluminium gloss, aluminium stainless steel finish or aluminium matt black
dimensions: 87 × 48 × 61.5 cm (h × w × d)
weight of chair: approx. 7.5 kg
seat height: 48 cm



LSDA

lui chair with wire frame

cover: leather, fabric or leather/fabric; colour combinations available
leather colours: L1 and L7 see p. 3
fabric colours: see p. 3
frame: steel glossy chrome-plated finish, stainless steel finish or matt black
dimensions: 87 × 48 × 61.5 cm (h × w × d)
weight of chair: approx. 8.5 kg
seat height: 48 cm

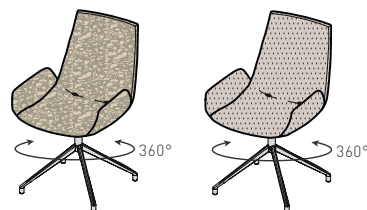
lui plus chairs



LPFU

lui plus chair


cover: leather, fabric or leather/fabric; colour combinations available
leather colours: L1 and L7 see p. 3
fabric colours: see p. 3
types of wood: beech, beech heartwood, oak, cherry, walnut, oak white oil
dimensions: 87 × 56 × 62 cm (h × w × d)
weight of chair: approx. 8.5 kg
seat height: 48 cm



LPDR

lui plus chair with swivel base

cover: leather, fabric or leather/fabric; colour combinations available
leather colours: L1 and L7 see p. 3
fabric colours: see p. 3
frame: aluminium gloss, aluminium stainless steel finish or aluminium matt black
dimensions: 87 × 56 × 62 cm (h × w × d)
weight of chair: approx. 9.5 kg
seat height: 48 cm

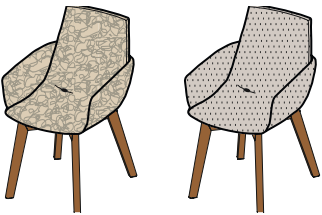


LPDA

lui plus chair with wire frame

cover: leather, fabric or leather/fabric; colour combinations available
leather colours: L1 and L7 see p. 3
fabric colours: see p. 3
frame: steel glossy chrome-plated finish, stainless steel finish or matt black
dimensions: 87 × 56 × 62 cm (h × w × d)
weight of chair: approx. 11 kg
seat height: 48 cm

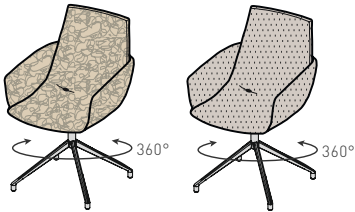
lui léger chairs NEW



LLFU

lui léger chair

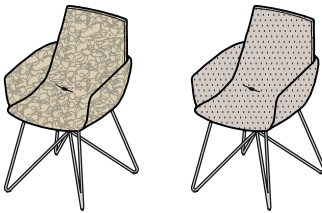
cover: leather, fabric or leather/fabric; colour combinations available
leather colours: L1 and L7 see p. 3
fabric colours: see p. 3
types of wood: beech, beech heartwood, oak, cherry, walnut, oak white oil
dimensions: 87 × 57 × 62 cm [h × w × d]
weight of chair: approx. 8.5 kg
seat height: 48 cm



LLDR

lui léger chair with swivel base

cover: leather, fabric or leather/fabric; colour combinations available
leather colours: L1 and L7 see p. 3
fabric colours: see p. 3
frame: aluminium gloss, aluminium stainless steel finish or aluminium matt black
dimensions: 87 × 57 × 62 cm [h × w × d]
weight of chair: approx. 9.3 kg
seat height: 48 cm




LLDA

lui léger chair with wire frame

cover: leather, fabric or leather/fabric; colour combinations available
leather colours: L1 and L7 see p. 3
fabric colours: see p. 3
frame: steel glossy chrome-plated finish, stainless steel finish or matt black
dimensions: 87 × 57 × 62 cm [h × w × d]
weight of chair: approx. 11 kg
seat height: 48 cm

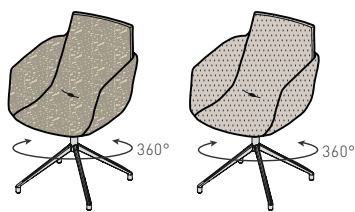
grand lui chairs



GLFU

grand lui chair

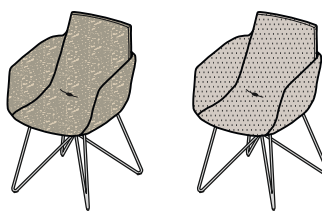
cover: leather, fabric or leather/fabric; colour combinations available
leather colours: L1 and L7 see p. 3
fabric colours: see p. 3
types of wood: beech, beech heartwood, oak, cherry, walnut, oak white oil
dimensions: 87 × 60 × 62 cm [h × w × d]
weight of chair: approx. 9.5 kg
seat height: 48 cm



GLDR

grand lui chair with swivel base

cover: leather, fabric or leather/fabric; colour combinations available
leather colours: L1 and L7 see p. 3
fabric colours: see p. 3
frame: aluminium gloss, aluminium stainless steel finish or aluminium matt black
dimensions: 87 × 60 × 62 cm [h × w × d]
weight of chair: approx. 10.5 kg
seat height: 48 cm



GLDA

grand lui chair with wire frame

cover: leather, fabric or leather/fabric; colour combinations available
leather colours: L1 and L7 see p. 3
fabric colours: see p. 3
frame: steel glossy chrome-plated finish, stainless steel finish or matt black
dimensions: 87 × 60 × 62 cm [h × w × d]
weight of chair: approx. 11.5 kg
seat height: 48 cm

mylon chairs



MYSF OA

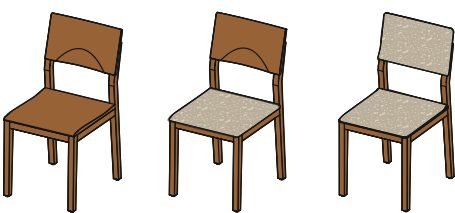
MYSF OA L

MYSF OA S

mylon wooden chair or with upholstered seat

cover: leather or fabric
leather colours: L1 and L7 see p. 3
fabric colours: see p. 3
types of wood: beech heartwood, oak, cherry, walnut, oak white oil
dimensions: 82 × 48 × 53.5 cm [h × w × d]
weight of chair: approx. 7 kg
seat height: 48 cm

s1 chairs



S1 OA

S1 OA PO

S1 OA PH

s1 wooden chair or with upholstered seat, or upholstered seat and backrest

cover: leather; **leather colours:** L1, L3 and L7 see p. 3
types of wood: alder, beech, beech heartwood, oak, cherry, walnut, oak white oil
dimensions: 90 × 46 × 53 cm [h × w × d]
weight of chair: approx. 7 kg
seat height: 47 | 48 cm

eviva chairs



FST OA

FSTS OA

eviva chair

cover: leather or fabric
leather colours: L1 and L7 see p. 3
fabric colours: see p. 3
types of wood: beech, beech heartwood, oak, walnut, oak white oil
dimensions: 85.5 × 47 × 57 cm [h × w × d]
weight of chair: approx. 6 kg
seat height: 47.5 cm

ark bar stool NEW



LBDA EF L1

LBDA EF CL

ark bar stool

cover: leather or fabric
leather colours: L1 and L7 see p. 3
fabric colours: see p. 3
frame: steel glossy chrome-plated finish, stainless steel finish or matt black
dimensions: 105 × 52 × 63 cm [h × w × d]
weight of stool: approx. 9.5 kg
seat height: 66 cm

ark bar stool



BAHL

BANL

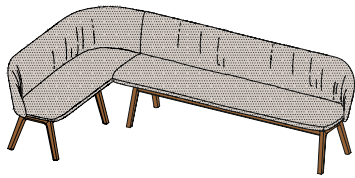
BAHS

BANS

ark bar stool

high backrest | low backrest
cover: leather or fabric
piping and bars are always in leather
leather colours: L1 and L7 see p. 3
fabric colours: see p. 3
types of wood: beech, beech heartwood, oak, walnut, oak white oil
seat rest heights: 13 and 25 cm
dimensions: 78.5 × 38.5 × 46.5 cm [h × w × d]; 92 × 38.5 × 48.5 cm [h × w × d]
weight of stool: approx. 5.5 kg
seat height: 67 and 80 cm

flor benches

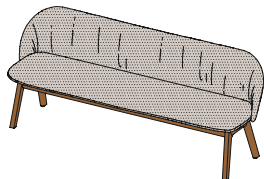


EBF

flor upholstered corner bench

upholstery: leather, fabric or leather/fabric;
colour combinations possible
leather colours: L1 see p. 3
fabric colours: see p. 3
wood types: beech heartwood, oak, walnut, oak white oil
frame: solid wood

length of each bench flank:						
h	84 seat height approx. 48					
l	156	160	170	175	191	216
d	with backrest 61 seat depth 48					



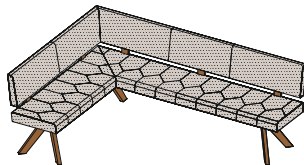
BF

flor cushioned bench

upholstery: leather, fabric or leather/fabric;
colour combinations possible
leather colours: L1 see p. 3
fabric colours: see p. 3
wood types: beech heartwood, oak, walnut, oak white oil
frame: solid wood

h	84				
l	154	174	189	214	239
d	with backrest 61 seat depth 48				

yps benches

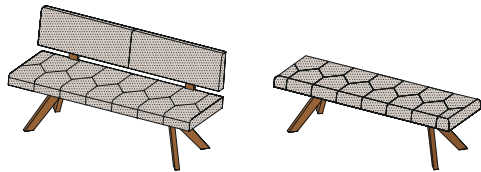


EBY PO | EBYS PO

yps upholstered corner bench with backrest

cover: leather or fabric
leather colours: L1 see p. 3
fabric colours: see p. 3
types of wood: alder, beech, beech heartwood,
oak, cherry, walnut, oak white oil
frame: solid wood

length of each bench flank:									
h	85.5								
l	151.6	163.6	175.6	211.6	223.6	247.6	271.6	295.6	319.6
d	depth overall 57 seat depth 46								

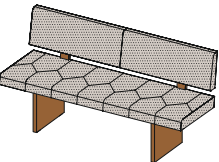


BY | BYS | BY PO | BYS PO

yps upholstered bench with backrest/without backrest

cover: leather or fabric
leather colours: L1 see p. 3
fabric colours: see p. 3
types of wood: alder, beech, beech heartwood,
oak, cherry, walnut, oak white oil
frame: solid wood

h	without backrest 48.1 with backrest 85.5						
l	144	168	192	216	240	264	312
d	without backrest 52 with backrest 57 seat depth 46						



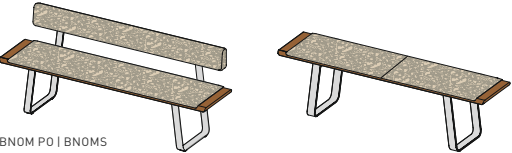
BY WH PO | BYS WH PO

yps upholstered bench with side panel

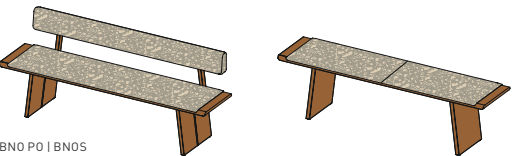
cover: leather or fabric
leather colours: L1 see p. 3; **fabric colours:** see p. 3
with upholstered backrest
types of wood: alder, beech, beech heartwood,
oak, cherry, walnut, oak white oil
frame: solid wood

h	85.5						
l	144	168	192	216	240	264	312
d	57 seat depth 46						

nox benches



BNOM PO | BNOMS



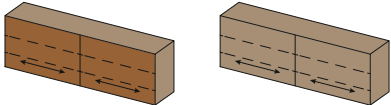
BNO PO | BNOS

nox bench metal slides or wooden frame
with backrest/without backrest

cover: leather or fabric
leather colours: L1 see p. 3; **fabric colours:** see p. 3
types of wood: alder, beech, beech heartwood, oak,
cherry, walnut, oak white oil
frame: steel glossy chrome-plated finish, stainless
steel finish or matt black, solid wood

h	without backrest 48.2 with backrest 80					
l	175	200	225	250	275	300
d	without backrest 38 with backrest 52 seat depth 42.5					

cubus pure sideboards



AC24

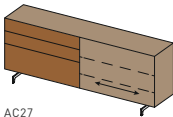
AC25

cubus pure sideboard with flush-mounted sliding door

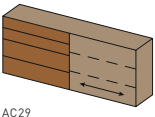
front: solid wood or coloured glass
glass colours: see p. 2
handles: flap handle wood (only for wood front) or stainless steel, soft-touch
with or without inside drawer
types of wood outside: alder, beech, beech heartwood,
oak, wild oak, venetian oak, cherry, walnut, wild walnut,
oak white oil, wild oak white oil
types of wood inside: beech, oak, cherry, walnut,
oak white oil
bases: recessed plinth or skid stand gloss,
matt bronze, stainless steel finish, matt black
wall mounting required

with recessed plinth:			
w	161.2	201.2	241.2
h	85.4		
d	41.9 48.3		

with skid stand:			
w	161.2	201.2	241,2
h	78.8		
d	41.9 48.3		



AC27



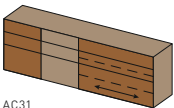
AC29

cubus pure sideboard with flush-mounted sliding door

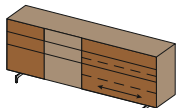
front: solid wood/coloured glass
glass colours: see p. 2
handles: flap handle stainless steel, soft-touch
with or without inside drawer; drawers left or right
types of wood outside: alder, beech, beech heartwood,
oak, wild oak, venetian oak, cherry, walnut, wild walnut,
oak white oil, wild oak white oil
types of wood inside: beech, oak, cherry, walnut,
oak white oil
bases: recessed plinth or skid stand gloss,
matt bronze, stainless steel finish, matt black
wall mounting required

with recessed plinth:			
w	161.2	201.2	241.2
h	85.4		
d	41.9 48.3		

with skid stand:			
w	161.2	201.2	241.2
h	78.8		
d	41.9 48.3		



AC31



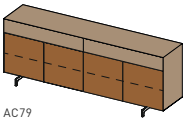
AC33

cubus pure sideboard with flush-mounted sliding door

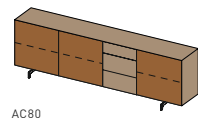
front: solid wood/coloured glass/solid wood
glass colours: see p. 2
handles: flap handle stainless steel, soft-touch
types of wood outside: alder, beech, beech heartwood,
oak, wild oak, venetian oak, cherry, walnut, wild walnut,
oak white oil, wild oak white oil
types of wood inside: beech, oak, cherry, walnut,
oak white oil
bases: recessed plinth or skid stand gloss,
matt bronze, stainless steel finish, matt black
wall mounting required

with recessed plinth:			
w	161.2	201.2	241.2
h	85.4		
d	41.9 48.3		

with skid stand:			
w	161.2	201.2	241.2
h	78.8		
d	41.9 48.3		



AC79



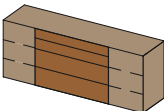
AC80

cubus pure sideboard with skid stand

front: solid wood/coloured glass or
solid wood/coloured glass/solid wood
glass colours: see p. 2
handles: flap handle stainless steel, soft-touch, dot knob handle
types of wood outside: alder, beech, beech heartwood,
oak, wild oak, venetian oak, cherry, walnut, wild walnut,
oak white oil, wild oak white oil
type of wood inside: beech; **base:** recessed plinth or skid stand gloss,
matt bronze, stainless steel finish, matt black
wall mounting required

AC79:		
w	201.2	
h	78.8	
d	41.8 48.2	

AC80:		
w	246.2	
h	78.8	
d	41.8 48.2	



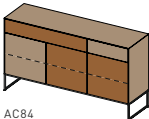
AC49

cubus pure sideboard

front: coloured glass/solid wood/coloured glass
glass colours: see p. 2
handles: flap handle stainless steel, soft-touch, dot knob handle
types of wood outside: alder, beech, beech heartwood,
oak, wild oak, venetian oak, cherry, walnut, wild walnut,
oak white oil, wild oak white oil
type of wood inside: beech
base: recessed plinth
wall mounting required

w	201.2
h	85.4
d	41.8 48.2

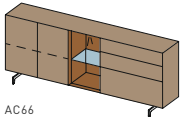
Sideboards and highboards also available in mirrored format.



cubus pure sideboard with metal frame base

front: solid wood/coloured glass
glass colours: see p. 2
handles: stainless steel flap handle, soft-touch, **dot** knob handle
exterior wood types: alder, beech, beech heartwood, oak, wild oak, venetian oak, cherry, walnut, wild walnut, oak white oil, wild oak white oil
interior wood type: beech
base: metal frame base
metal colours: see p. 22
wall mounting required

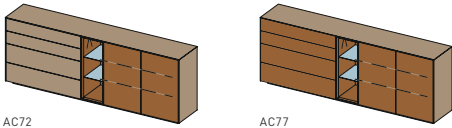
w	151.2
h	85.3
d	41.8 48.2



cubus pure sideboard with design element

front: coloured glass
glass colours: see p. 2
handles: stainless steel flap handle, soft-touch, **dot** knob handle
exterior wood types: alder, beech, beech heartwood, oak, cherry, walnut, oak white oil
interior wood type: beech
bases: recessed plinth or skid stand glossy, matt bronze, stainless steel finish, matt black
wall mounting required

w	201.2
h	78.8
d	41.8 48.2

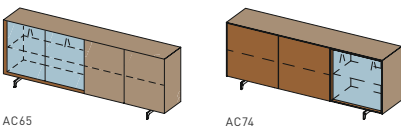


cubus pure sideboard with design element

front: solid wood or solid wood/coloured glass
glass colours: see p. 2
handles: stainless steel flap handle, soft-touch, **dot** knob handle
exterior wood types: alder, beech, beech heartwood, oak, wild oak, venetian oak, cherry, walnut, wild walnut, oak white oil, wild oak white oil
interior wood type: beech
base: recessed plinth
wall mounting required

w	231.2
h	85.4
d	41.8 48.2

w	231.2
h	85.4
d	41.8 48.2

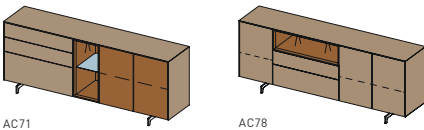


cubus pure sideboard with design element and skid stand

front: all-glass/coloured glass or solid wood/all-glass
glass colours: see p. 2
glass types for all-glass door: clear glass, smoked glass
handles: stainless steel flap handle, soft-touch, **dot** knob handle
exterior wood types: alder, beech, beech heartwood, oak, cherry, walnut, oak white oil
interior wood type: beech
base: skid stand glossy, matt bronze, stainless steel finish, matt black
wall mounting required

w	201.2
h	78.8
d	41.8 48.2

w	196.2
h	78.8
d	41.8 48.2

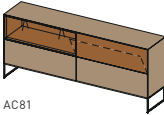


cubus pure sideboard with design element and skid stand

front: coloured glass
glass colours: see p. 2
handles: stainless steel flap handle, soft-touch, **dot** knob handle
exterior wood types: alder, beech, beech heartwood, oak, wild oak, venetian oak, cherry, walnut, wild walnut, oak white oil, wild oak white oil
interior wood type: beech
base: skid stand glossy, matt bronze, stainless steel finish, matt black
wall mounting required

w	191.2 231.2
h	78.8
d	41.8 48.2

w	201.2 251.2
h	78.8
d	41.8 48.2

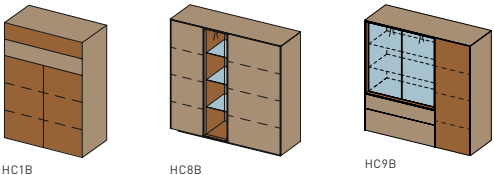


cubus pure sideboard with design element and metal frame base

front: solid wood/coloured glass
glass colours: see p. 2
handles: stainless steel flap handle, soft-touch, **dot** knob handle
types of wood outside: alder, beech, beech heartwood, oak, wild oak, cherry, walnut, wild walnut, oak white oil, wild oak white oil
type of wood inside: beech
base: metal frame base
metal colours: see p. 22
wall mounting required

w	201.2
h	85.3
d	41.8 48.2

cubus pure highboards



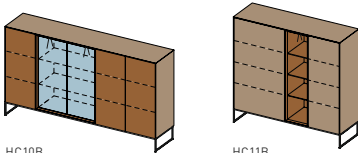
cubus pure highboard

front HC1B/HC9B: solid wood/coloured glass
front HC8B: coloured glass
glass colours: see p. 2
handles: flap handle stainless steel, soft-touch, **dot** knob handle
types of wood outside HC1B | HC9B: alder, beech, beech heartwood, oak, wild oak, venetian oak, cherry, walnut, wild walnut, oak white oil, wild oak white oil
types of wood outside HC8B: alder, beech, beech heartwood, oak, cherry, walnut, oak white oil
type of wood inside: beech
base: recessed plinth
wall mounting required

w	41.2	51.2	81.2	101.2
h	117.4			
d	41.8 48.2			

w	136.2
h	133.4
d	41.8 48.2

w	121.2
h	125.4
d	41.8 48.2



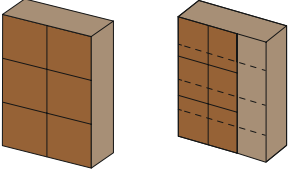
cubus pure highboard with metal frame base

front: coloured glass/solid wood
glass colours: see p. 2
glass types all-glass door: clear glass, smoked glass
handles: flap handle stainless steel, soft-touch, **dot** knob handle
types of wood outside: alder, beech, beech heartwood, oak, wild oak, venetian oak, cherry, walnut, wild walnut, oak white oil, wild oak white oil (wild wood types and venetian oak not available for HC11B)
type of wood inside: beech
base: metal frame base
metal colours: see p. 22
wall mounting required

w	201.2
h	117.3
d	41.8 48.2

w	136.2
h	133.3
d	41.8 48.2

cubus pure quadrat highboards



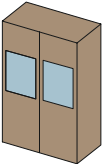
cubus pure quadrat highboard

front: solid wood or coloured glass
glass colours: see p. 2
handles: flap handle wood (only for wood front) or stainless steel, soft-touch, **dot** knob handle
types of wood outside: alder, beech, beech heartwood, oak, wild oak, venetian oak, cherry, walnut, wild walnut, oak white oil, wild oak white oil
type of wood inside: beech
base: recessed plinth; wall mounting required

w	101.2
h	149.4
d	42 48

w	121.2
h	125.4
d	35.4 41.8 48.2

cubus pure glass cabinet

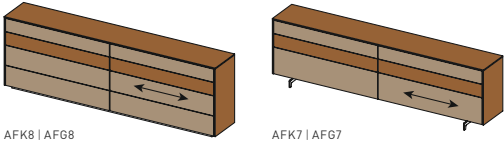


cubus pure glass cabinet

top board and front: coloured glass
glass colours: see p. 2
handles: flap handle stainless steel, soft-touch, **dot** knob handle
types of wood: alder, beech, beech heartwood, oak, cherry, walnut, oak white oil
base: recessed plinth
wall mounting required

w	101.2
h	149.4
d	35.4 41.8 48.2

filigno sideboards



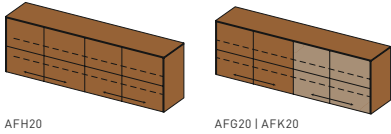
AFK8 | AFG8 AFK7 | AFG7

filigno sideboard with flush-mounted sliding door

front: solid wood/ceramic or solid wood/coloured glass
glass colours: see p. 2
ceramic colours: see p. 2
handle: soft-touch
types of wood outside: alder, beech, beech heartwood, oak, wild oak, venetian oak, cherry, walnut, wild walnut, oak white oil, wild oak white oil
wild wood version and venetian oak only available for fronts
type of wood inside: beech
bases: recessed plinth or skid stand gloss, matt bronze, stainless steel finish, matt black
wall mounting required

AFK8 AFG8:	
w	162.8 202.8 242.8
h	86.2
d	41.8 48.2

AFK7 AFG7:	
w	161 201
h	79.6
d	41.8 48.2

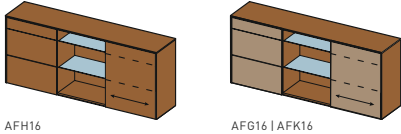


AFH20 AFG20 | AFK20

filigno sideboard with flush-fitted sliding door

front: solid wood, solid wood/coloured glass, solid wood/ceramic
glass colours: see p. 2
ceramic colours: see p. 2
handle: soft-touch, wooden handle (for wooden front only)
exterior wood types: alder, beech, beech heartwood, oak, wild oak, venetian oak, cherry, walnut, wild walnut, oak white oil, wild oak white oil
wild wood version and venetian oak only available for fronts
interior wood type: beech; **base:** recessed plinth
AFH20 | AFG20 | AFK20: optional inside drawer
wall mounting required

AFH20 AFG20 AFK20:	
w	162.8 202.8 242.8
h	78.2
d	41.9 48.3

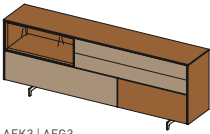


AFH16 AFG16 | AFK16

filigno sideboard with sliding door

front: solid wood, coloured glass or ceramic
glass colours: see p. 2
ceramic colours: see p. 2
handle: soft-touch, wooden handle (only for wood front)
types of wood outside: alder, beech, beech heartwood, oak, wild oak, venetian oak, cherry, walnut, wild walnut, oak white oil, wild oak white oil
wild wood version and venetian oak only available for fronts
base: recessed plinth
including lighting; wall mounting required

AFH16 AFG16 AFK16:	
w	192.1
h	86.2
d	41.8 48.2




AFK3 | AFG3

filigno sideboard with design element and skid stand

front: solid wood/ceramic or solid wood/coloured glass
glass colours: see p. 2
ceramic colours: see p. 2
handles: soft-touch, wooden handle (only for wood front), **dot** knob handle
types of wood outside: alder, beech, beech heartwood, oak, wild oak, venetian oak, cherry, walnut, wild walnut, oak white oil, wild oak white oil
wild wood version and venetian oak only available for fronts
type of wood inside: beech
base: skid stand gloss, matt bronze, stainless steel finish, matt black
including lighting; wall mounting required

w	212.9
h	79.6
d	41.8 48.2

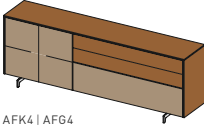


AFH12 AFG12 | AFK12

filigno sideboard with skid stand

front: solid wood, coloured glass or ceramic
glass colours: see p. 2
ceramic colours: see p. 2
handle: soft-touch, wooden handle (for wooden front only), **dot** knob handle
exterior wood types: alder, beech, beech heartwood, oak, wild oak, venetian oak, cherry, walnut, wild walnut, oak white oil, wild oak white oil
wild wood version and venetian oak only available on front
interior wood type: beech
base: skid stand matt bronze, glossy, matt black or stainless steel finish
wall mounting required

w	262.8
h	79.6
d	41.8 48.2



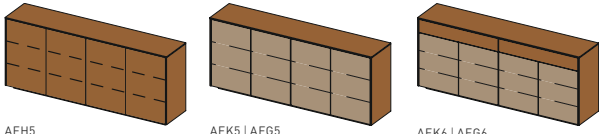
AFK4 | AFG4

filigno sideboard with skid stand

front: solid wood/ceramic or solid wood/coloured glass
glass colours: see p. 2
ceramic colours: see p. 2
handle: soft-touch, wooden handle (for wooden front only), **dot** knob handle
exterior wood types: alder, beech, beech heartwood, oak, wild oak, venetian oak, cherry, walnut, wild walnut, oak white oil, wild oak white oil
wild wood version and venetian oak only available on front
interior wood type: beech
base: skid stand matt bronze, glossy, matt black, stainless steel finish
wall mounting required

w	162.9 212.9
h	79.6
d	41.8 48.2

Sideboards and highboards also available in mirrored format.



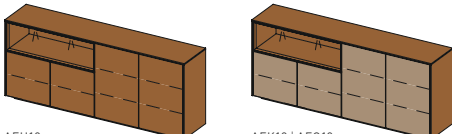
AFH5 AFK5 | AFG5 AFK6 | AFG6

filigno sideboard

front: solid wood, ceramic or coloured glass
solid wood/ceramic or solid wood/coloured glass
glass colours: see p. 2
ceramic colours: see p. 2
handles: soft-touch, wooden handle (only for wood front), **dot** knob handle
types of wood outside: alder, beech, beech heartwood, oak, wild oak, venetian oak, cherry, walnut, wild walnut, oak white oil, wild oak white oil
wild wood version and venetian oak only available for fronts
type of wood inside: beech
base: recessed plinth
AFH5 | AFK5 | AFG5: optional inside drawer
wall mounting required

AFH5 AFK5 AFG5:	
w	162.9 202.9
h	86.2
d	41.8 48.2

AFK6 AFG6:	
w	202.9
h	86.2
d	41.8 48.2




AFH10 AFG10 | AFK10

filigno sideboard with design element

front: solid wood, coloured glass or ceramic
glass colours: see p. 2
ceramic colours: see p. 2
handles: soft-touch, wooden handle (only for wood front), **dot** knob handle
types of wood outside: alder, beech, beech heartwood, oak, wild oak, venetian oak, cherry, walnut, wild walnut, oak white oil, wild oak white oil
wild wood version and venetian oak only available for fronts
type of wood inside: beech
base: recessed plinth
optional inside drawer; including lighting
wall mounting required

w	202.9
h	86.2
d	41.8 48.2



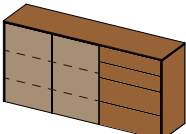
AFH13 AFG13 | AFK13

filigno sideboard with wooden panel

front: solid wood, coloured glass or ceramic
glass colours: see p. 2
ceramic colours: see p. 2
handles: soft-touch, wooden handle (only for wood front), **dot** knob handle
types of wood outside: alder, beech, beech heartwood, oak, wild oak, venetian oak, cherry, walnut, wild walnut, oak white oil, wild oak white oil
wild wood version and venetian oak only available for fronts
type of wood inside: beech
base: wooden panel
optional inside drawer
wall mounting required

w	202.9 262.9
h	85.6
d	41.8 48.2

Sideboards and highboards also available in mirrored format.

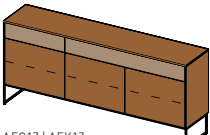


AFG14 | AFK14

filigno sideboard

front: solid wood/coloured glass or solid wood/ceramic
glass colours: see p. 2
ceramic colours: see p. 2
handles: soft-touch, wooden handle (only for wood front), **dot** knob handle
types of wood outside: alder, beech, beech heartwood, oak, wild oak, venetian oak, cherry, walnut, wild walnut, oak white oil, wild oak white oil
wild wood version and venetian oak only available for fronts
type of wood inside: beech
base: recessed plinth
wall mounting required

w	197.9
h	86.2
d	41.8 48.2

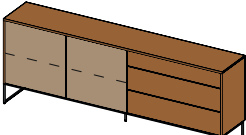


AFG17 | AFK17

filigno sideboard with metal frame base

front: solid wood/coloured glass or solid wood/ceramic
glass colours: see p. 2
ceramic colours: see p. 2
handles: soft-touch, wooden handle (only for wood front), **dot** knob handle
types of wood outside: alder, beech, beech heartwood, oak, wild oak, venetian oak, cherry, walnut, wild walnut, oak white oil, wild oak white oil
wild wood version and venetian oak only available for fronts
type of wood inside: beech
base: metal frame base
metal colours: see p. 22
wall mounting required

w	197.8
h	86.1
d	41.8 48.2

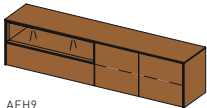


AFG18 | AFK18

filigno sideboard with metal frame base

front: solid wood/coloured glass or solid wood/ceramic
glass colours: see p. 2
ceramic colours: see p. 2
handles: soft-touch, wooden handle (only for wood front), **dot** knob handle
types of wood outside: alder, beech, beech heartwood, oak, wild oak, venetian oak, cherry, walnut, wild walnut, oak white oil, wild oak white oil
wild wood version and venetian oak only available for fronts
type of wood inside: beech
base: metal frame base
metal colours: see p. 22
wall mounting required

w	232.8
h	86.1
d	41.8 48.2

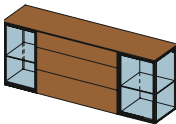


AFH9

filigno sideboard hanging

front: solid wood
handles: soft-touch, wooden handle (only for wood front), **dot** knob handle
types of wood outside: alder, beech, beech heartwood, oak, wild oak, venetian oak, cherry, walnut, wild walnut, oak white oil, wild oak white oil
wild wood version and venetian oak only available for fronts
type of wood inside: beech
including lighting; wall mounting required

w	202.9
h	49.6
d	41.8 48.2

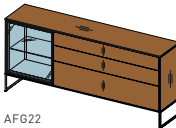


AFG21

filigno sideboard with aluminium frame door

front: solid wood
glass colours: clear glass or smoked glass
handle: soft-touch, wooden handle (for wooden front only), **dot** knob handle
exterior wood types: alder, beech, beech heartwood, oak, wild oak, venetian oak, cherry, walnut, wild walnut, oak white oil, wild oak white oil
wild wood version and venetian oak only available for fronts
base: recessed plinth
incl. lighting; wall mounting required

w	162.8	202.8
h	86.2	
d	41.9 48.3	



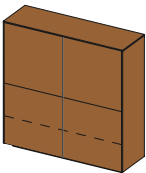
AFG22

filigno sideboard with aluminium frame door **NEW**

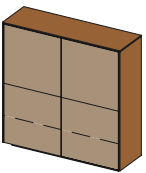
front: solid wood
glass colours: clear glass or smoked glass
handle: soft-touch, wooden handle (for wooden front only), **dot** knob handle
exterior wood types: alder, beech, beech heartwood, oak, wild oak, venetian oak, cherry, walnut, wild walnut, oak white oil, wild oak white oil
wild wood version and venetian oak only available for fronts
bases: metal frame base
metal colours base: see p. 22
incl. lighting; wall mounting required

w	191.4
h	86.2
d	41.9 48.3

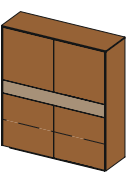
filigno highboards



HFH6



HFK1 | HFG1



HFK2 | HFG2

filigno highboard

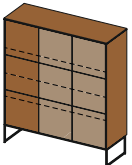
front: solid wood, coloured glass or ceramic | solid wood/ceramic or solid wood/coloured glass
glass colours: see p. 2; **ceramic colours:** see p. 2
handles: soft-touch, wooden handle (only for wood front), **dot** knob handle
types of wood outside: alder, beech, beech heartwood, oak, wild oak, venetian oak, cherry, walnut, wild walnut, oak white oil, wild oak white oil
wild wood version and venetian oak only available for fronts
type of wood inside: beech; **base:** recessed plinth
HFH6 | HFK1 | HFG1: optional interior partitioning for small appliances or glasses, without mirror
HFK2 | HFG2: optional interior partitioning for glasses
wall mounting required

HFH6 | HFK1 | HFG1:

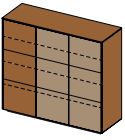
w	132.9
h	134.2
d	41.8 48.2

HFK2 | HFG2:

w	132.9
h	150.2
d	41.8 48.2



HFK7 | HFG7



HFK8 | HFG8

filigno highboard with metal frame base

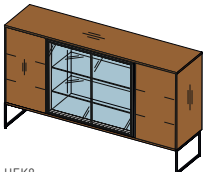
front: solid wood/ceramic or solid wood/coloured glass
glass colours: see p. 2; **ceramic colours:** see p. 2
handle: soft-touch, wooden handle (for wooden front only), **dot** knob handle
exterior wood types: alder, beech, beech heartwood, oak, wild oak, venetian oak, cherry, walnut, wild walnut, oak white oil, wild oak white oil
wild wood version and venetian oak only available for fronts
interior wood type: beech
bases: metal frame base (HFG7), recessed plinth (HFG8)
metal colours: see p. 22

HFG7 | HFK7:

w	122.8
h	142.1
d	41.9 48.3

HFG8 | HFK8:

w	122.8
h	126.2
d	41.9 48.3

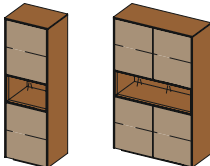


HFK9

filigno highboard with aluminium frame door **NEW**

front: solid wood
glass colours: clear glass or smoked glass
handle: soft-touch, wooden handle (for wooden front only), **dot** knob handle
exterior wood types: alder, beech, beech heartwood, oak, wild oak, venetian oak, cherry, walnut, wild walnut, oak white oil
wild wood version and venetian oak only available for fronts
interior wood type: beech
bases: metal frame base
metal colours base: see p. 22
including lighting; optional inside drawer; wall mounting requiredw

w	162.8
h	102.1
d	41.9 48.3

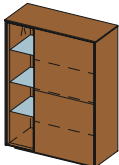


HFK3 | HFG3

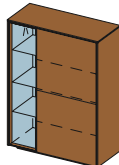
filigno highboard

front: ceramic or coloured glass; **glass colours:** see p. 2
ceramic colours: see p. 2; **handle:** soft-touch, **dot** knob handle
types of wood outside: alder, beech, beech heartwood, oak, cherry, walnut, oak white oil
type of wood inside: beech
base: recessed plinth
including lighting; wall mounting required

w	52.9 82.9 102.9
h	166.2
d	41.8 48.2



HFH4



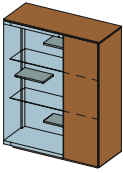
HFH5

filigno highboard

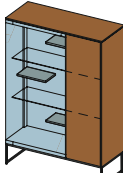
front: solid wood or solid wood/all-glass
glass types all-glass door: clear glass, smoked glass
handles: soft-touch, wooden handle (only for wood fronts), **dot** knob handle
types of wood outside: alder, beech, beech heartwood, oak, wild oak, venetian oak, cherry, walnut, wild walnut, oak white oil, wild oak white oil
wild wood version and venetian oak only available for fronts
type of wood inside: beech
base: recessed plinth
including lighting; optional inside drawer; wall mounting required

w	97.8
h	134.2
d	41.8 48.2

filigno glass cabinets



VF1



VF2

filigno glass cabinet

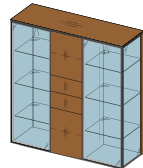
front: solid wood/clear glass or solid wood/smoked glass
handles: soft-touch, wooden handle (only for wood fronts)
types of wood outside: alder, beech, beech heartwood, oak, wild oak, venetian oak, cherry, walnut, wild walnut, oak white oil, wild oak white oil
wild wood version and venetian oak only available for fronts
bases: recessed plinth or metal frame base
metal colours: see p. 22
including lighting; optional inside drawer; wall mounting required

VF1:

w	103.8
h	134.2
d	41.8

VF2:

w	103.8
h	150.1
d	41.8



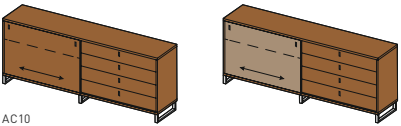
VF3

filigno glass cabinet **NEW**

front: solid wood
glass colours: clear glass or smoked glass
handles: soft-touch, wooden handle (only for wood fronts), **dot** knob handle
types of wood outside: alder, beech, beech heartwood, oak, wild oak, venetian oak, cherry, walnut, wild walnut, oak white oil, wild oak white oil
wild wood version and venetian oak only available for fronts
bases: recessed plinth
including lighting; optional inside drawer; wall mounting required

w	130
h	134.2
d	41.9 48.3


cubus sideboards



cubus sideboard with sliding door

sliding door: solid wood or coloured glass
glass colours: see p. 2
handles: flap handle wood (only for wood front) or stainless steel
types of wood: alder, beech, beech heartwood, oak, wild oak, cherry, walnut, wild walnut, oak white oil, wild oak white oil
wild wood version only available for fronts
bases: with plinth, slide gloss or matt

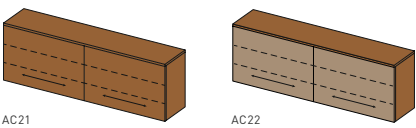
w	130.1 158.2 198.2 258.2
h	with plinth 71.5 with slide 79.5
d	42 48.4



cubus sideboard with sliding door

sliding door: solid wood or coloured glass
glass colours: see p. 2
handles: flap handle wood (only for wood front) or stainless steel
types of wood: alder, beech, beech heartwood, oak, wild oak, cherry, walnut, wild walnut, oak white oil, wild oak white oil
wild wood version only available for fronts
bases: with plinth, slide gloss or matt

w	194.2 236.3 258.2
h	with plinth 71.5 with slide 79.5
d	42 48.4

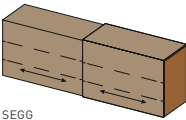
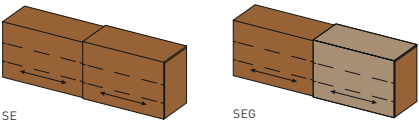


cubus sideboard with flush-mounted sliding door

sliding door: solid wood or coloured glass
glass colours: see p. 2
handles: flap handle wood (only for wood front) or stainless steel, soft-touch with or without inside drawer
types of wood: alder, beech, beech heartwood, oak, wild oak, cherry, walnut, wild walnut, oak white oil, wild oak white oil
wild wood version only available for fronts
base: recessed plinth

w	160 200 240
h	71.5 79.5 87.5
d	42 48.2

cubus sideboards

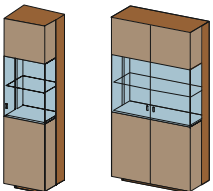


cubus sideboard with angled sliding door

position of upper angled sliding door left or right
glass colours: see p. 2
types of wood: alder, beech, beech heartwood, oak, wild oak, cherry, walnut, wild walnut, oak white oil, wild oak white oil
wild wood version only available for fronts

w	160 200 260
h	71.5 87.5
d	47 53.4

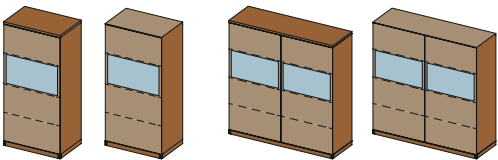
cubus glass cabinets



cubus glass cabinet 10

front: coloured glass gloss; **glass colours:** see p. 2
handle: flap handle stainless steel
types of wood: alder, beech, beech heartwood, oak, cherry, walnut, oak white oil
including LED shelf edge lighting; wall mounting required

w	50	100
h	190	
d	42	

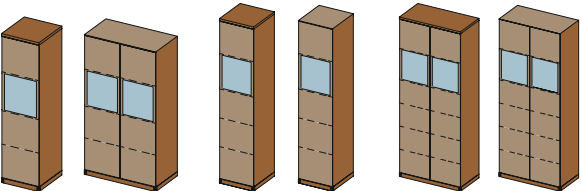


VC13

cubus glass cabinet 13

top board: solid wood, coloured glass gloss
front: coloured glass gloss
glass colours: see p. 2
handles: flap handle stainless steel, soft-touch, dot knob handle
types of wood: alder, beech, beech heartwood, oak, cherry, walnut, oak white oil
bases: with plinth, recessed plinth, slide gloss or matt
including light profile
wall mounting required

w	65	130
h	135.5	
d	35.6 42 48.4	



VC14

VC15

VC16

cubus glass cabinet 14 | 15 | 16

top board: solid wood, coloured glass gloss
front: coloured glass gloss
glass colours: see p. 2
handles: flap handle stainless steel, soft-touch, dot knob handle
types of wood: alder, beech, beech heartwood, oak, cherry, walnut, oak white oil
bases: with plinth, recessed plinth, slide gloss or matt
including light profile
wall mounting required

VC14:

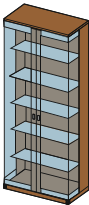
w	40	50	80	100
h	151.5			
d	35.6 42 48.4			

VC15 :

w	40	50	80	100
h	183.5			
d	35.6 42 48.4			

VC16:

w	40	50	80	100
h	199.5			
d	35.6 42 48.4			

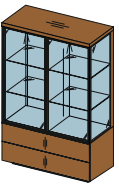


VC20

cubus glass cabinet 20

top board: solid wood
glass: clear glass, frosted glass or smoked glass
handles: flap handle wood or stainless steel, stainless steel knob, soft-touch
types of wood: alder, beech, beech heartwood, oak, cherry, walnut, oak white oil
including lighting
wall mounting required

w	80
h	151.5 199.5
d	35.6 42



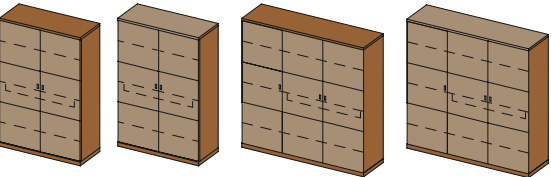
VC21

cubus glass cabinet 21 NEW

front: solid wood
glass colours: clear glass or smoked glass
handles: flap handle wood or stainless steel, soft-touch, dot knob handle
types of wood: alder, beech, beech heartwood, oak, wild oak, venetian oak, cherry, walnut, wild walnut, oak white oil
bases: recessed plinth
incl. lighting; wall mounting required

w	100
h	152.9
d	35.5 41.9 48.3

cubus quadrat glass cabinets



VC6

VC7

cubus glass cabinet 6 | 7

top board: solid wood or coloured glass
front: coloured glass
glass colours: see p. 2
handles: flap handle stainless steel, soft-touch, dot knob handle
types of wood: alder, beech, beech heartwood, oak, cherry, walnut, oak white oil
bases: with plinth, recessed plinth, slide gloss or matt
overall height at top board wood: with plinth 151.5 cm, with slide 159.5 cm
overall height at top board glass: with plinth 149.4 cm, with slide 157.4 cm
wall mounting required

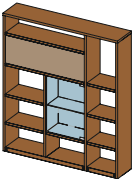
VC6:

w	100
d	42

VC7:

w	150
d	42

cubus shelf highboards



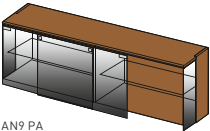
HC1

cubus shelf highboard

front: coloured glass; **glass colours:** see p. 2
glass types all-glass door: clear glass, smoked glass
handles: flap handle stainless steel, soft-touch
types of wood: alder, beech, beech heartwood, oak, cherry, walnut, oak white oil
with spotlight behind all-glass door; wall mounting required

w	137.5
h	157.8
d	28.7

nox sideboards



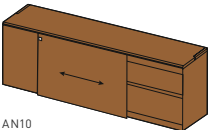
AN9 PA

nox sideboard 9 | 11

front: palladium glass or palladium glass/solid wood
handles: square handle stainless steel or matt black
types of wood: alder, beech, beech heartwood, oak, wild oak, cherry, walnut, wild walnut, oak white oil, wild oak white oil
wild wood version only available for fronts
spotlights underneath top board

AN9 PA:

w	147.6	177.6	237.7
h	71.5 87.5		
d	48.2		



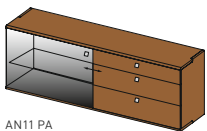
AN10

nox sideboard 10 | 12

front: solid wood; **handles:** square handle stainless steel or matt black
types of wood: alder, beech, beech heartwood,oak, wild oak, cherry, walnut, wild walnut, oak white oil, wild oak white oil
wild wood version only available for fronts

AN10:

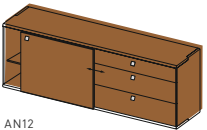
w	151.2	181.2	241.2
h	71.5 87.5		
d	48.2		



AN11 PA

AN11 PA:

w	153.5	173.5	203.5	218.5
h	71.5 87.5			
d	48.2			



AN12

AN12:

w	155.3	175.3	205.3	220.3
h	71.5 87.5			
d	48.2			

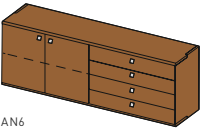


AN3

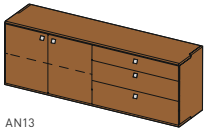
nox sideboard 3

front: solid wood; **handles:** square handle stainless steel or matt black
types of wood: alder, beech, beech heartwood, oak, wild oak, cherry, walnut, wild walnut, oak white oil, wild oak white oil
wild wood version only available for fronts

w	81.2	101.2	131.2	159.3	199.3
h	71.5 87.5				
d	48.2				



AN6



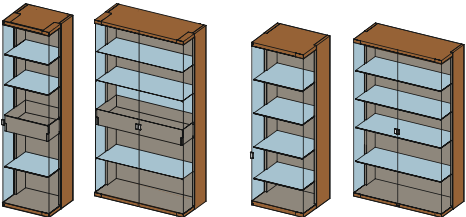
AN13

nox sideboard 6 | 13

front: solid wood; **handles:** square handle stainless steel or matt black
types of wood: alder, beech, beech heartwood, oak, wild oak, cherry, walnut, wild walnut, oak white oil, wild oak white oil
wild wood version only available for fronts

w	159.3	199.3
h	71.5 87.5	
d	48.2	

nox glass cabinets



VN1

VN3

nox glass cabinet 1 | 3

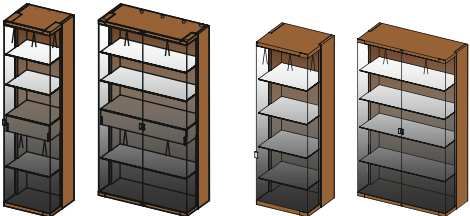
front: clear glass
handles: square handle stainless steel or matt black
types of wood: alder, beech, beech heartwood, oak, cherry, walnut, oak white oil
including LED shelf edge lighting
wall mounting required

VN1:

w	50	100
h	190	
d	44	

VN3:

w	50	100
h	160	
d	44	



VN1 PA

VN4 PA

nox glass cabinet 2 | 4

front: palladium glass; **handles:** square handle stainless steel or matt black
types of wood: alder, beech, beech heartwood, oak,cherry, walnut, oak white oil
with spotlights underneath top board and below the internal drawer
wall mounting required

VN1 PA:

w	50	100
h	190	
d	44	

VN4 PA:

w	50	100
h	160	
d	44	



nox square handle for glass front



nox square handle for wood front

cubus, cubus pure and filigno living



cubus

TEAM 7 signature details such as mortice-and-tenon joints in the frame and plinth, finger-jointed drawers and hand-picked solid wood fronts highlight the superb craftsmanship of the entire **cubus** range. Wooden top panels with a thickness of 25 or 39 mm accentuate the solid construction of **cubus**. A glass top can also be selected as an option.



cubus pure

The key design feature of the **cubus pure** living range is the delicate coloured glass that wraps around the fronts like a frame. The fine glass edges and recessed plinth create a light, floating appearance. The glass sides can be replaced easily, thanks to our specially developed, patented attachment adapters.



filigno

The **filigno** living range is strikingly neat and structured. Central to this design is our passionate and consistent devotion to wood as a material, and the use of our 12 mm three-layer board. With refinement, elegance and modernity, **filigno** offers scope for various design styles, from sleek and elegant to versatile and young.

top board

cubus			cubus pure	filigno
solid wood (2.5 cm)	solid wood (3.9 cm)	coloured glass (0.4 cm)	coloured glass (0.4 cm)	solid wood (1.2 cm)

fronts

solid wood	coloured glass/ glass on frame	frame with centre panel glass (not coloured glass)	ceramic

handles

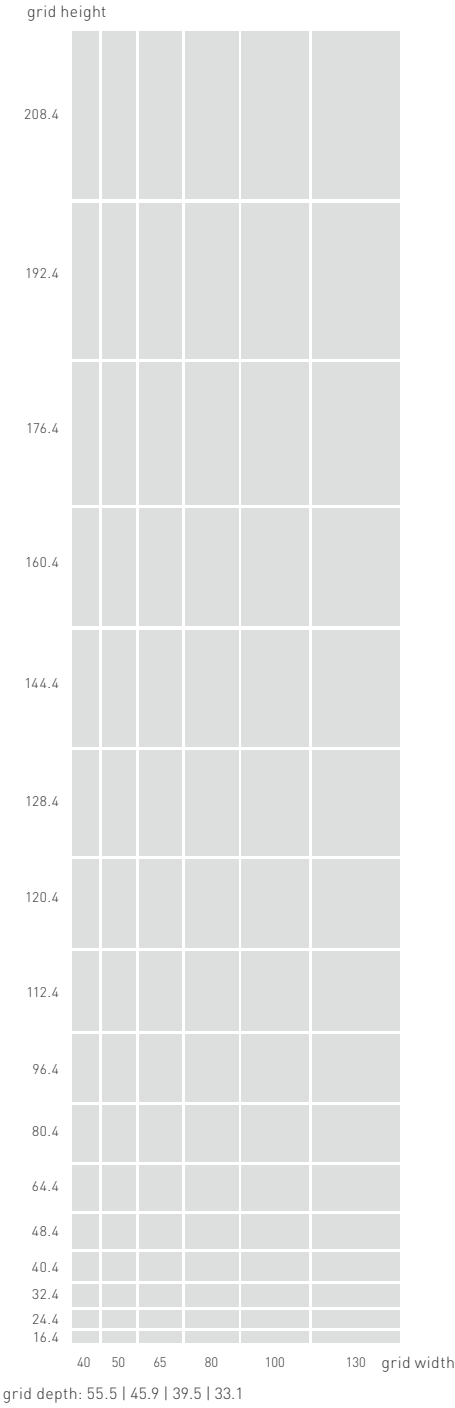
flap handle wood for wood front	flap handle stainless steel for wood front	flap handle stainless steel for glass front	soft-touch
stainless steel knob for wood front	wooden handle for wood front	dot knob handle	

bases and wall mounts

plinth h 4.6 cm	recessed plinth h 4.6 cm	wall mount up to grid depth 45.9 cm	metal frame base h 20.5 cm
slide incl. wooden frame h 12.6 cm (gloss or matt)	skid stand h 14 cm (gloss, stainless steel finish, matt bronze, matt black)	wooden panel h 20 cm for grid depths 39.5 and 45.9 cm	panel base h 20 cm for grid depths 39.5 and 45.9 cm

colours for metal frame base:

SW snow white	SG stone grey	EB earth brown	NB night blue	SM matt black

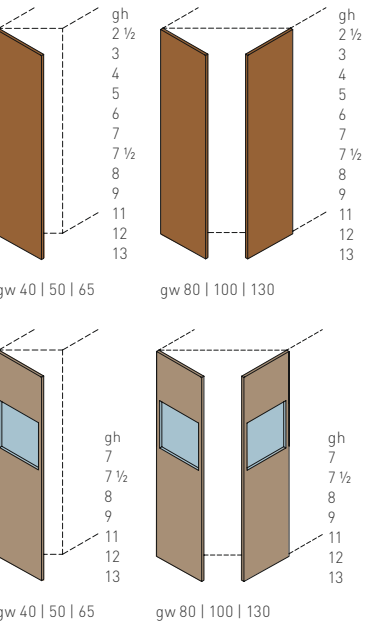


cubus, cubus pure and filigno body-system

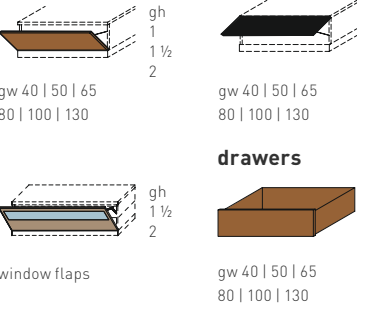
types of wood: alder, beech, beech heartwood, oak, wild oak, venetian oak, cherry, walnut, wild walnut, oak white oil, wild oak white oil
wild wood version only available for fronts
glass colours: see p. 2
ceramic colours: see p. 2
shelves: solid wood or glass
drawers: full extension in metal and quiet self-closing mechanism
soft-touch: for flaps, drawers and hinged doors
Grain can run vertically or horizontally.

cubus, cubus pure and filigno
Units can be equipped with a free choice of various components (hinged door, drawers, flaps).

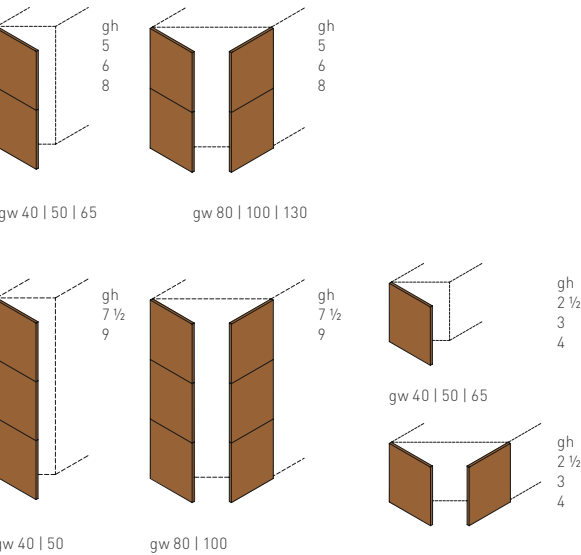
single doors/double doors/doors with viewing panel



flaps



quadrat single doors/pairs of doors

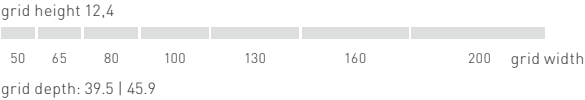




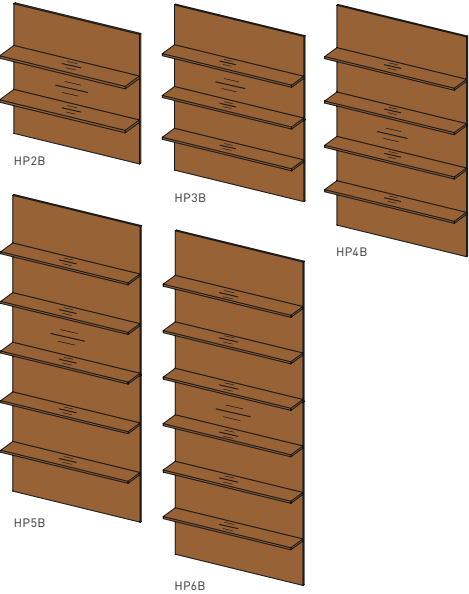
filigno console

Home entertainment systems are getting ever smaller, reducing the need for the traditional storage space in wall units. The **filigno** console picks up on this trend. At just 12.4 cm in height, it is pared back to the essentials, resulting in a neat, contemporary aesthetic.

- top:** solid wood (1.2 cm), up to 320 cm continuous length possible
- front:** solid wood, coloured glass, ceramic
- glass colours:** see p. 2
- ceramic colours:** see p. 2
- handles:** soft-touch, wooden handle (only for wood front)
- types of wood:** alder, beech, beech heartwood, oak, wild oak, venetian oak, cherry, walnut, wild walnut, oak white oil, wild oak white oil
- wild wood version and venetian oak only available for fronts
- Can only be suspended.



wooden panels



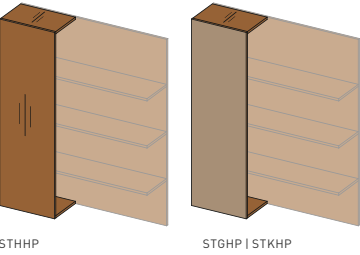
wooden panel with 2, 3, 4, 5 or 6 shelves

- types of wood:** alder, beech, beech heartwood, oak, wild oak, cherry, walnut, wild walnut, oak white oil, wild oak white oil
- wild wood version only available for panel/back panel
- lighting:** can be provided on 1, 2, 3 and 4 sides available
- for wooden panel with 4, 5 or 6 shelves:** the back panel is divided for panels with a height of 129.6 cm or more
- depth:** 21.5 cm

HP2B:		HP3B:	
w	40 50 65 80 100 130	w	40 50 65 80 100 130
h	64.4 80.4 96.4 112.4	h	80.4 96.4 112.4 120.4 128.4 144.4

HP4B:		HP5B:	
w	40 50 65 80 100 130	w	40 50 65 80 100 130
h	112.4 120.4 128.4 144.4 160.4 176.4 192.4	h	144.4 160.4 176.4 192.4 208.4

HP6B:		HP7B:	
w	40 50 65 80 100 130	w	40 50 65 80 100 130
h	112.4 120.4 128.4 144.4 160.4 176.4 192.4	h	144.4 160.4 176.4 192.4 208.4

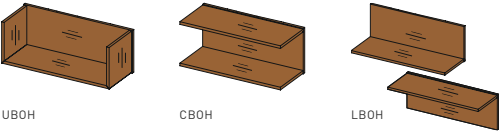


side section for wooden panel with shelves

- front:** solid wood, coloured glass or ceramic
- glass colours:** see p. 2
- ceramic colours:** see p. 2
- types of wood:** alder, beech, beech heartwood, oak, cherry, walnut, oak white oil
- position:** left, right or middle
- depth:** 20.3 cm

w	30 40 50
h	64.4 80.4 96.4 112.4 120.4 128.4 144.4 160.4 176.4 192.4 208.4

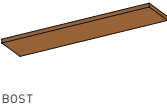
shelves



U-shelf 1.2 cm | C-shelf 1.2 cm | L-shelf 1.2 cm

- types of wood:** alder, beech, beech heartwood, oak, wild oak, cherry, walnut, wild walnut, oak white oil, wild oak white oil
- thickness:** 1.2 cm
- height:** 24.4 cm | 32.4 cm | 40.4 cm
- sides for L-shelf:** top or bottom

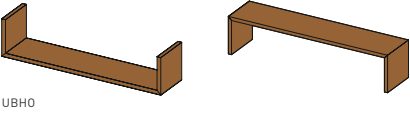
w	65 80 100 130
d	21.5



wall shelf without and with lighting

- lighting:** optional
- types of wood:** alder, beech, beech heartwood, oak, wild oak, venetian oak, cherry, walnut, wild walnut, oak white oil, wild oak white oil
- thickness:** 2.5 cm, 3.9 cm or 4.9 cm

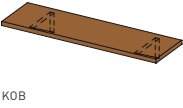
w	30-80 80.1-180 180.1-250
d	18.2 21.5



U-shelf

- position per side:** top or bottom
- types of wood:** alder, beech, beech heartwood, oak, cherry, walnut, oak white oil
- thickness:** 1.6 cm
- height:** 18 cm

w	40 50 65 80 100 130
d	18.2 21.5

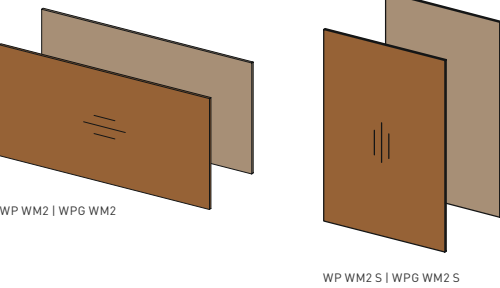


bracket shelf

- types of wood:** alder, beech, beech heartwood, oak, wild oak, venetian oak, cherry, walnut, wild walnut, oak white oil, wild oak white oil
- thickness:** 2.5 cm

w	40 50 80 100 120 130 150 160 200 240
d	29

wall panels

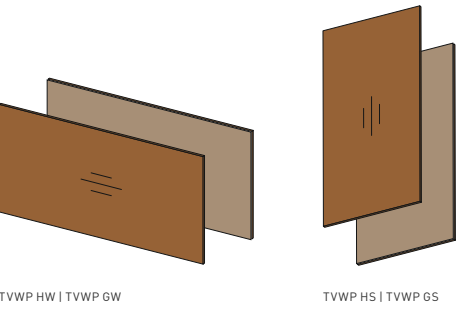


wall panel can be vertical or horizontal

- wood types:** alder, beech, beech heartwood, oak, wild oak, venetian oak, cherry, walnut, wild walnut, oak white oil, wild oak white oil
- wild wood version and venetian oak only available for panel/rear wall
- glass colours:** see p. 2
- dimensions:** desired length and width

WP WM2:		WP WM2 S:		WPG WM2 WPG WM2 S:	
w	max. 250	w	max. 130	w	max. 100
h	max. 120	h	max. 250	h	max. 250

TV panels **NEW**



TV wall panel

- wood types:** alder, beech, beech heartwood, oak, wild oak, cherry, walnut, wild walnut, oak white oil, wild oak white oil
- glass colours:** see p. 2
- dimensions:** desired length and width; d 3.9
- optional lighting



TV board for TV wall panel

w	51
h	51
d	1.9

design elements



The design elements are open units made of pure solid wood, which integrate perfectly into the TEAM 7 element system. Whether as a free-standing or suspended solo piece, or combined with or flush-fitted in sideboards, dressers, wall units, and kitchens, the design elements offer space to present decorative accessories – similar to a display case. The display cabinet look of the design elements can be reinforced with the optional all-glass doors. These hinged doors are available in clear glass, smoked glass, satin glass or palladium. The back panel of the design elements is available in a choice of coloured glass or solid wood.

front



all-glass door

handles



flap handle
stainless steel
for glass front



touch
fitting

top board



coloured glass
(0.4 cm)



solid wood
(3.9 cm)



solid wood
(2.5 cm)



solid wood
(1.2 cm)



without top
board

back panels



wood grain
upright



wood grain
horizontal



coloured glass

partition modules

At the smallest element depth (25.8 cm), partition modules and a divisions rod encased in leather can be manoeuvred freely to provide a simple structure to the interior. These partition modules can be arranged or combined in any way you wish.



leather divisions

bases and wall mounts



plinth
h 4.6 cm



recessed
plinth
h 4.6 cm



wall mount
up to grid
depth 45.9 cm



metal frame
base
h 20.5 cm



slide incl.
wooden
frame
h 12.6 cm
(gloss or matt)




skid stand
h 14 cm
(gloss, stainless
steel finish,
matt bronze,
matt black)



wooden panel
h 20 cm
for grid depths
39.5 and 45.9 cm



panel base
h 20 cm
for grid depths
39.5 and 45.9 cm



grid depth: 55.5 | 45.9 | 39.5 | 33.1 | 23.5

design elements

top board: solid wood, coloured glass or without cover panel
front: all-glass door (clear glass, smoked glass, palladium or frosted glass)
types of wood: alder, beech, beech heartwood, oak, cherry, walnut, oak white oil
shelf back board: solid wood (grain upright or horizontal), coloured glass
glass colours: see p. 2; **handles:** flap handle stainless steel, soft-touch

lighting


The design elements can be supplemented with dimmable LED lighting upon request. Here you can choose between round, adjustable spotlights and square, flush-fitting lights.



design elements with aluminium frame door



Additional planning options for design elements come in the form of black aluminium frame doors with clear glass or smoked glass. These can also be designed to go around the corner and combined with a glass side. The door hinges are sized in such a way that they are countersunk into the wooden element and concealed by the aluminium frame. This results in a very high-quality and elegant look.



grid depth: 55.5 | 45.9 | 39.5 | 33.1 | 23.5

graphic design element



The solid wood design element **graphic** can be used as a solo piece, wall unit, or as a room divider. Its fixed shelves and uprights are arranged in a visually interesting and attractively balanced layout, allowing a wide range of options for use. **graphic** is available in two widths, with wood or glass back panels or with no back panels at all. The interior partitioning is fixed in at the factory, and is available in either left- or right-handed versions.



graphic design element

wood types: alder, beech, beech heartwood, oak, cherry, walnut, oak white oil
back panel: solid wood (vertical or horizontal grain pattern), coloured glass
room divider element without back panel
glass colours: see p. 2
base/mount: recessed plinth, hanging fixtures
must be fixed to the wall or floor

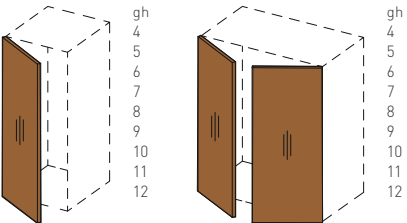
cubus shelf system



design options

The **cubus** shelving system is a classic bookcase system available in many different sizes as well as combinations. A large range of fronts including hinged doors, sliding doors, drawers and flaps allow you to create a unique look. Wooden or glass shelves, movable LED spotlights, rear panels and much more are also available. Sliding display cabinets in front of the unit provide storage space for CDs, DVDs or books. The space behind can be used as a conventional bookshelf, a TV-niche or a home bar for example. Sides made from particularly stable triple-layer panels and solid wood shelves make the **cubus** shelving system very stable, and ensure a high load-bearing capacity for the construction shelves.

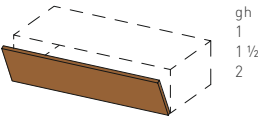
single doors/pairs of doors



gw 35 | 40 | 45 | 50 | 65

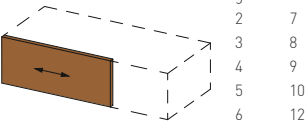
gw 65 | 70 | 80 | 90 | 100

flaps




gw 35 | 40 | 45 | 50 | 65 | 75 | 80 | 95 | 100 | 125 | 130

sliding doors



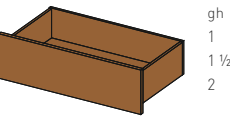
gw 45 | 50 | 65 | 75 | 80 | 95 | 100 | 125 | 130 | 160 | 200

rear walls



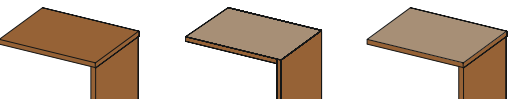
gw 35-130

drawers



gw 35 | 40 | 45 | 50 | 65 | 75 | 80 | 95 | 100 | 125 | 130

top boards




solid wood
(2.5 cm)

coloured glass
on shelf
(0.4 cm)

coloured glass on
top shelf wood
(2.9 cm)

grid height



grid depth: 38 | 28.4 | 18.8

cubus shelf system

- shelf sides:** solid wood
- shelves:** solid wood or coloured glass
- top board:** solid wood or coloured glass
- types of wood for sides/shelves/top boards:** alder, beech, beech heartwood, oak, cherry, walnut, oak white oil
- front:** solid wood, frame, coloured glass, all-glass
- types of wood front:** alder, beech, beech heartwood, oak, wild oak, cherry, walnut, wild walnut, oak white oil, wild oak white oil
- wild wood version only available for fronts
- flaps:** with cable control mount
- drawers:** full extension in metal and quiet self closing mechanism (from a depth of 28.4)
- inside shelves:** solid wood/glass
- handles:** flap handle wood (only for wood front), flap handle stainless steel for wood front or for glass front, stainless steel knob (only for wood front), soft-touch
- glass colours:** see p. 2

fronts



solid wood



coloured glass/glass
to wooden
frame



frame with
insert glass
panel

handles



flap handle
wood for
wood front



flap handle
stainless
steel for
wood front



flap handle
stainless
steel for
glass front



touch
fitting



stainless
steel knob
for wood

hood/hood+ coat stand



DKSRV

DKSLV

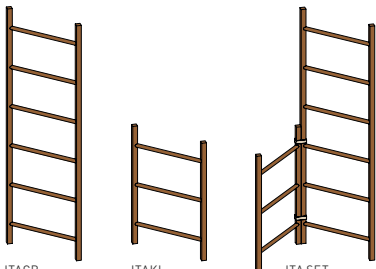
hood coat stand
hood+ coat stand

types of wood: beech, oak, walnut, oak white oil

w	58
h	173.4
d	58

w	110	130
h	173.2	
d	58	

italic garment ladder



ITAGR

ITAKL

ITA SET

italic garment ladder large | small | set of 2

types of wood: beech heartwood, oak, walnut
leather strap as joint for a two piece set
lean ladder against the wall; tilt protection with
leather belts required

ITAGR:		ITAKL:		ITA SET:	
w	70	w	70	w	70
h	210	h	105	h	210
d	4.5	d	4.5	d	4.5

clothes hanger



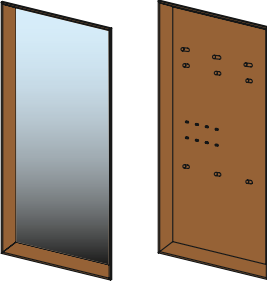
DKBG

clothes hanger

set [3- or 7-part]
types of wood: beech, oak, walnut, oak white oil

w	44.2
h	19.3
d	1.1

haiku wall panels




HSP

HGP

haiku mirror panel with frame
haiku coat back panel with frame

types of wood: alder, beech, beech heartwood, oak, wild oak,
cherry, walnut, wild walnut, oak white oil, wild oak white oil
frame not available in the wild wood types
HSP version: hanging, upright, reclined
HGP version: hanging, upright
optional lighting for hanging and upright versions
wall fixing required

w	54	64	79	94	114	134
h	206.4					
d	12.3					



HKPSH

HKPHS

HKPSY

haiku combination panel with frame

types of wood: alder, beech, beech heartwood, oak, wild oak,
cherry, walnut, wild walnut, oak white oil, wild oak white oil
frame not available in the wild wood types
version: hanging, upright
optional lighting
wall fixing required

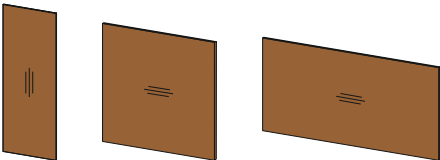
HKPSH | HKPHS:

w	104	119	134	144
h	206.4			
d	12.3			

HKPSY:

w	94	114	144
h	206.4		
d	12.3		

entry halls



CWP

CWPQ

CWPW

cubus wall panel without hooks

types of wood: alder, beech, beech heartwood, oak,
wild oak, venetian oak, cherry, walnut, wild walnut,
oak white oil, wild oak white oil

CWP:

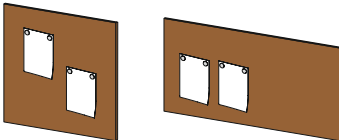
w	40	50	80	100
h	210.9 wl			

CWPQ:

w	80	100
h	80	100

CWPW:

w	ww
h	50 80 100

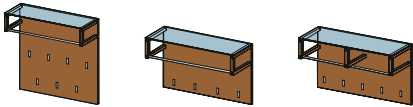


MW

cubus magnet board wood

types of wood: alder, beech, beech heartwood,
oak, cherry, walnut, oak white oil

w	60	80	100	120	ww
h	100 wl				



CWP1 | 2 | 3

cubus wall panel with clothes rail

top board: clear glass 0.6 cm
hook: flip hook stainless steel
types of wood: alder, beech, beech heartwood, oak,
wild oak, cherry, walnut, wild walnut,
oak white oil, wild oak white oil

1:

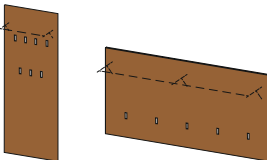
w	50	80	100
h	80	80	100
d	29.2		

2:

w	50	80	100
h	50	50	50
d	29.2		

3:

w	130	160
h	50	50
d	29.2	



CWP K

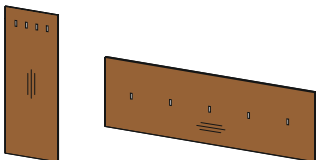
CWPW K

cubus wall panel for clothes rail

hook: flip hook stainless steel
types of wood: alder, beech, beech heartwood, oak,
wild oak, cherry, walnut, wild walnut,
oak white oil, wild oak white oil

CWP K:		CWPW K:	
w	50	80	100
h	210.9 wl		

w	80	100	130	160
h	80 100			



CWP1

CWPW1

cubus wall panel with 1 row of hooks

hook: flip hook stainless steel
types of wood: alder, beech, beech heartwood, oak,
wild oak, cherry, walnut, wild walnut,
oak white oil, wild oak white oil

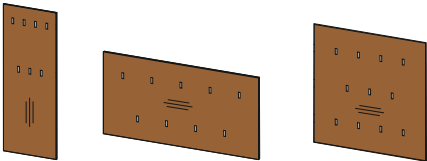
CWP1:

w	40	50	80	100
h	210.9 wl			

CWPW1:

w	130	160
h	50	

wl wish length | ww wish width



CWP2

CWPW2

CWPQ3

cubus wall panel with 2 rows of hooks
cubus wall panel with 3 rows of hooks

hooks: stainless steel flip hook
wood types: alder, beech, beech heartwood, oak, wild oak,
cherry, walnut, wild walnut, oak white oil, wild oak white oil

CWP2:

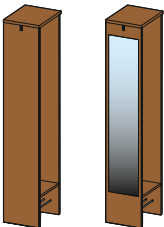
w	40	50	80	100
h	210.9 wl			

CWPW2:

w	130	160
h	80	100

CWPQ2:

w	80	100
h	80	100



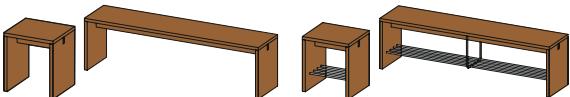
VG1934

VG1934 S

cubus concealed coat rack
cubus concealed coat rack with mirror

types of wood: alder, beech, beech heartwood,
oak, cherry, walnut, oak white oil

w	35.8
h	192.4
d	44



SB

SB SA

cubus hall bench
cubus hall bench with shoe rack

types of wood: alder, beech, beech heartwood, oak,
cherry, walnut, oak white oil

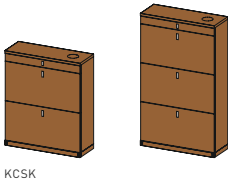
w	40	50	80	100	130	150	160	175	200
h	45								
d	35.6								



cubus console with 1 drawer
cubus console with 2 drawers

front: solid wood or coloured glass
glass colours: see p. 2
key recess: without, left, right or both sides
handles: flap handle wood and stainless steel knob (only for wood front),
flap handle stainless steel, soft-touch
types of wood: alder, beech, beech heartwood, oak, wild oak,
cherry, walnut, wild walnut, oak white oil, wild oak white oil
wild wood version only available for fronts

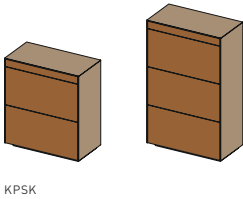
KCTK 1L:				KCTK 2L:			
w	50.1	80.1	100.1	w	160.1	200.1	
h	13.6			h	13.6		
d	29.2			d	29.2		



cubus flap-door shoe chest

front: solid wood or coloured glass
glass colours: see p. 2
key recess: without, left, right or both sides
bases: with plinth (4.6 cm) or wall mount
handles: flap handle wood and stainless steel knob (only for wood front),
flap handle stainless steel, soft-touch
types of wood: alder, beech, beech heartwood, oak, wild oak,
cherry, walnut, wild walnut, oak white oil, wild oak white oil
wild wood version only available for fronts
optional charging station QI
wall mounting required

w	50.1 80.1 100.1
h	97.4 137.4
d	29.2



cubus pure flap-door shoe chest

front: solid wood or coloured glass
glass colours: see p. 2
bases: recessed plinth or wall mount
handles: flap handle wood (only for wood front), flap handle stainless
steel, soft-touch
types of wood: alder, beech, beech heartwood, oak, wild oak,
cherry, walnut, wild walnut, oak white oil, wild oak white oil
wild wood version only available for fronts
optional charging station QI
wall mounting required

w	51.2 81.2 101.2
h	95.3 135.3
d	29

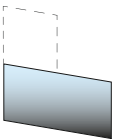


WS RO | WS RB

wall mirror without frame, round

with or without lighting, incl. suspension rails

w	40	60	80
h	40	60	80

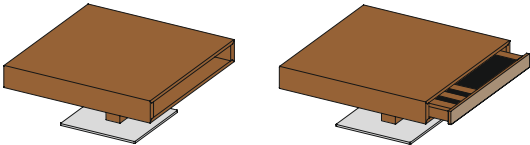


WS WM

wall mirror without frame

square or rectangular per m²
16 mm carrier frame with 4 mm glass (glued), incl. suspension rails
edging in same type of wood as product
length max. 240 cm, width max. 100 cm

lift coffee tables



CTLIO | CTLIO E

CTLIG | CTLIG E

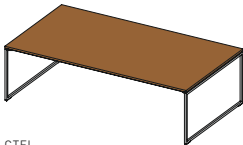
lift coffee table with drawer on one side
lift coffee table with drawer on one side, electric

CTLIO | CTLIG: can be adjusted to any height from 39.5–75.5 cm
CTLIO E | CTLIG E (electric): can be adjusted to any height from 39.7–79.7 cm
table top: solid wood, applied coloured glass top or ceramic top
drawer: front solid wood, front coloured glass or front ceramic
incl. drawer divider with anti-slip map
glass colours: see p. 2
ceramic colours: see p. 2
types of wood: alder, beech, beech heartwood, oak, wild oak,
cherry, walnut, wild walnut, oak white oil, wild oak white oil
base plate: glossy chrome-plated steel, stainless steel finish,
matt black, 46 × 46 cm

CTLIO:						
l	70	80	90	90	100	110
w	70	80	90	60	60	60

CTLIO E (electric):						
l	80	90	100	100	110	120
w	80	90	100	60	60	70

filigno coffee tables NEW HEIGHT

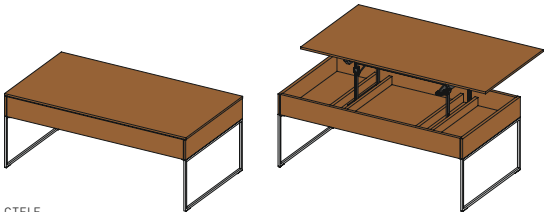


CTFI

filigno coffee table

table top: solid wood, glass, ceramic
glass colours: see p. 2
ceramic colours: see p. 2
types of wood: alder, beech, beech heartwood, oak, wild oak,
cherry, walnut, wild walnut, oak white oil, wild oak white oil
base: metal frame base
metal colours: see p. 22

CTFI:					
l	65	80	90	100	120
w	65	80	90	65	65
h	34.5		42		



CTFI F

filigno coffee table with step function

table top: solid wood, glass, ceramic
glass colours: see p. 2
ceramic colours: see p. 2
types of wood: alder, beech, beech heartwood, oak, wild oak,
cherry, walnut, wild walnut, oak white oil, wild oak white oil
base: metal frame base
metal colours: see p. 22

CTFI F:				
l	80	90	100	120
w	80	90	65	65
h	47 - 64			

ur coffee tables



CTUR

CTUR F

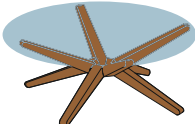
ur coffee table, round
ur coffee table, free form

table top: solid wood
types of wood: wild oak, wild walnut, wild oak white oil

CTUR:		
l	80	100
w	80	100
h	29.4 34.3	

CTUR F:	
l	97.5
w	69.6
h	29.4 34.3

stern coffee table

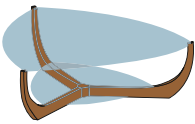


CT STE

stern coffee table

table top: clear glass, facetted underneath
types of wood: alder, beech, beech heartwood, oak,
cherry, walnut, oak white oil

l	105
w	105
h	39.5



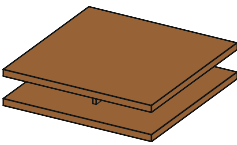
CT JWD

juwel coffee table triangular

table top: clear glass, facetted on top
additional shelf: clear glass
types of wood: alder, beech, beech heartwood, oak,
cherry, walnut, oak white oil

l	100
w	100
h	31.5

c3 coffee table NEW HEIGHT



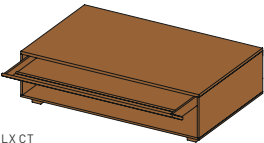
CT C3

c3 coffee table

table top: solid wood
types of wood: alder, beech, beech heartwood,
oak, wild oak, cherry, walnut, wild walnut,
oak white oil, wild oak white oil
bases: slide wood (total height 28.2 cm | 39.5 cm) or
with casters (total height 28.3 cm | 39.6 cm)

l	60	70	80	90	100	110	120	130	120	140
w	60	70	80	90	100	110	120	130	60	70

lux Couchtisch



LX CT

lux coffee table with drawer

table top: solid wood, laid-on coloured glass top or ceramic plate
glass colours: see p. 2
ceramic colours: see p. 2
types of wood: alder, beech, beech heartwood, oak, wild oak, cherry, walnut, wild walnut, oak white oil, wild oak white oil
wild wood version only available on table top
plinth finish: with legs or casters

l	62	100.1
w	62	62
h	23.9 32	

cubus coffee table



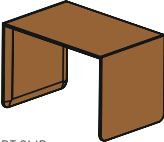
CT CU

cubus coffee table

table top: solid wood or laid-on coloured glass top
additional shelf: solid wood or clear glass
glass colours: see p. 2
types of wood: alder, beech, beech heartwood, oak, wild oak, cherry, walnut, wild walnut, oak white oil, wild oak white oil
wild wood version only available on table top
metal elements: glossy

l	60	70	80	90	100	120	140
w	60	70	80	90	100	60	70
h	31.5 39.5 47.5						

clip side table

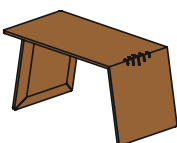


BT CLIP

table top: solid wood
types of wood: beech heartwood, wild oak, walnut
can be used upright and lying down

l	60.5
w	40
h	40

sidekick side table



BT SIDE

table top: solid wood
types of wood: alder, beech, beech heartwood, oak, wild oak, cherry, walnut, wild walnut, oak white oil, wild oak white oil
can be used upright and lying down

l	76.6
w	38
h	37.6

hi! side tables



BT HI H5

BT HI KL5

table top: solid wood or clear glass
types of wood: oak, walnut, oak white oil

h	50
Ø	39

reading light* for hi! side table



BT HI LELEU

h	100
w	35

shoehorn




DSLH

types of wood: oak, walnut, oak white oil

w	5
h	50
d	0,6

loup side tables



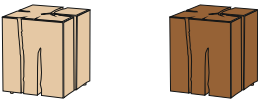
BT LOUP H

BT LOUP G

inserts: leather or coloured glass
leather colours: L1 see p. 3
glass colours: see p. 2
types of wood: beech heartwood, oak, walnut, oak white oil

h	55	69
Ø	45	

natural wood blocks



NHB EI-N A | NHB EI-W A

NKN NHB A

types of wood: oak, oak white oil, smoked oak

w	35
h	42
d	35

pisa desk

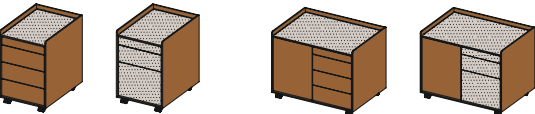


PST

pisa desk
pisa desk with top unit

types of wood: alder, beech, beech heartwood, oak, wild oak, cherry, walnut, wild walnut, oak white oil, wild oak white oil
wild wood version only available on table top
features (optional): drawer, media flip top, cable outlet, cable conduit, lighting (only for **pisa** with add-on)
upholstery add-on: leather or fabric
leather colours: L1 and L7, see p. 3
fabric colours: see p. 3
position of features: left, right or in the centre
can be electrically adjusted to any height from 67–115 cm

l	120	140	160	180	200
w	80				



PC 436

PC 826

pisa desk pedestal

with 3 drawers or with 1 regular and large drawer
front: solid wood, solid wood/leather
handle: soft-touch
types of wood: alder, beech, beech heartwood, oak, wild oak, venetian oak, cherry, walnut, wild walnut, oak white oil, wild oak white oil
wild wood types and venetian oak only applicable on front
leather colours: L1 and L7, see p. 3
optional: lockable drawer

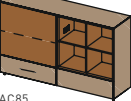
PC 436:

w	43
h	64.2
d	58.5

PC 826:

w	82.8
h	64.2
d	58.5

cubus pure sideboard



AC85

cubus pure sideboard 85

front: solid wood/coloured glass
glass colours: see p. 2
handles: stainless steel flap handle, soft-touch opening
types of wood outside: alder, beech, beech heartwood, oak, wild oak, venetian oak, cherry, walnut, wild walnut, oak white oil, wild oak white oil
wild wood types and venetian oak only applicable on front
types of wood inside: beech
features: power socket with USB
base: recessed plinth
wall mounting required

w	161.2	201.2
h	101.4	
d	41.9 48.3	

*reading light plug type C | not available in the USA, Canada and China

sol solo piece



SOLHS

sol hanging with supporting legs

cover writing surface: leather
leather colours: L1 or L7 see p. 3
types of wood: alder, beech, beech heartwood, oak, cherry, walnut, oak white oil
with or without wall panel connection
equipment (optional): wooden box, socket with USB, charging station QI, cable outlet, cable conduit
position of equipment: left or right
maximum load: 20 kg on the pulled-out board
wall mounting required

l	80	100	120
w	48		
h	76		



SOLFO



SOLFA

sol stand alone
sol stand alone with top unit

cover writing surface: leather
back top: leather
leather colours: L1 or L7 see p. 3
types of wood: alder, beech, beech heartwood, oak, cherry, walnut, oak white oil
equipment (optional): wooden box, socket with USB, charging station QI, cable outlet, cable conduit, light (only for **sol** with top unit)
position of equipment: left or right
maximum load: 20 kg on the pulled-out board

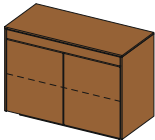
SOLFO:

l	80	100	120
w	60		
h	76		

SOLFA:

l	80	100	120
w	60		
h	90		

filigno writing desk



FSEKRS



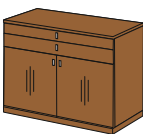
FSEKM

filigno writing desk


front: solid wood, coloured glass or ceramic
glass colours: see p. 2; **ceramic colours:** see p. 2
handles: soft-touch, wooden handle (only for wood front)
types of wood outside: alder, beech, beech heartwood, oak, wild oak, venetian oak, cherry, walnut, wild walnut, oak white oil, wild oak white oil
wild wood version and venetian oak only available for fronts
base: recessed plinth or metal frame base (**metal colours:** see p. 22)
top board: extendable as writing surface
features: triple power socket, power socket with 2 USB ports, cable feed-through, secret compartment with utensils lid
position of equipment: left or right
maximum load: 20 kg on the pulled-out board; wall mounting required

l	82.8	102.8	122.8
w	75		
h	48.2		

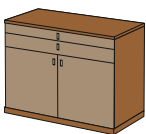
cubus writing desk



CSEK T



CSEK 100HQ



CSEK 100GQ

cubus writing desk with double doors
cubus quadrat writing desk 100

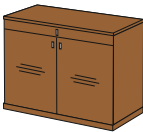
front: solid wood or coloured glass
glass colours: see p. 2
handles: wooden flap handle and stainless steel knob (for wooden front only), stainless steel flap handle, soft-touch
types of wood: alder, beech, beech heartwood, oak, wild oak, cherry, walnut, wild walnut, oak white oil, wild oak white oil
wild wood version only available for fronts

CSEK T:

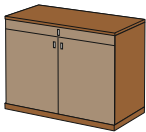
w	80	100
h	74.1	
d	48.4	

CSEK 100:

w	100
h	74.1
d	48.4



CSEK 120HQ

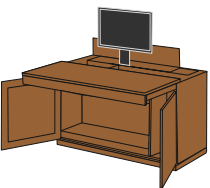


CSEK 120GQ


cubus quadrat writing desk 120

front: solid wood or coloured glass
glass colours: see p. 2
handles: flap handle wood and stainless steel knob (only for wood front), flap handle stainless steel, soft-touch
types of wood: alder, beech, beech heartwood, oak, wild oak, cherry, walnut, wild walnut, oak white oil, wild oak white oil
wild wood version only available for fronts

w	120
h	74.1
d	48.4



CSEK12 HQ



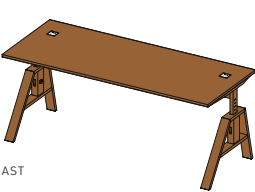
CSEK12 GQ

cubus writing desk PC

front: solid wood or coloured glass
glass colours: see p. 2
handles: flap handle wood and stainless steel knob (only for wood front), flap handle stainless steel, soft-touch
types of wood: alder, beech, beech heartwood, oak, wild oak, cherry, walnut, wild walnut, oak white oil, wild oak white oil
wild wood version only available for fronts
max. screen size: 30"

w	120
h	74.1
d	58

atelier desk



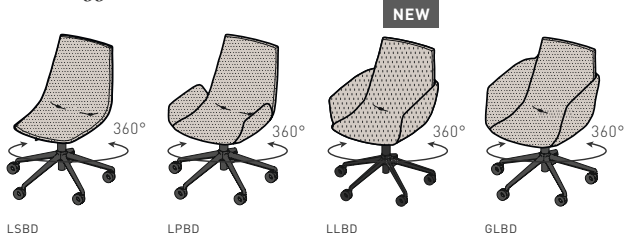
AST

atelier desk

cable outlet metal: without, left, right or on both sides
types of wood: alder, beech, beech heartwood, oak, wild oak, cherry, walnut, wild walnut, oak white oil, wild oak white oil
height adjustable from 68–81 cm, in increments of 3.2 cm
wild wood version only available for table top

l	120	140	160	180	200
w	80				

lui office swivel chair



lui, lui plus, lui léger, grand lui office swivel chair

upholstery: leather, fabric or leather/fabric; colour combinations possible
leather colours: L1 and L7, see p. 3
fabric colours: see p. 3
frame: matt black
chair weight: 12.5 kg | 13.9 kg | 14.9 kg | 15.2 kg
seat height: 45–56 cm

lui:

w	63
h	85
d	63

lui plus:

w	63
h	85
d	63

lui léger:

w	63
h	85
d	63

grand lui:

w	63
h	85
d	63

girado office swivel chair

NEW

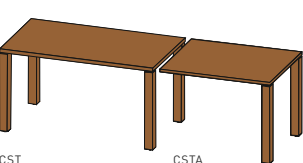


GSBD

girado office swivel chair

cover: leather
leather colours: L1 and L7 see p. 3
fabric colours: see p. 3
types of wood: alder, beech, beech heartwood, oak, cherry, walnut, oak white oil
frame: matt black
dimensions: 84.5 × 63 × 63 cm (h × w × d)
weight of chair: approx. 11 kg
seat height: 43–52.5 cm cm

cubus desk



CST

CSTA

cubus add-on desk

cable outlet metal: without, left, right or on both sides
metal elements: glossy
types of wood: alder, beech, beech heartwood, oak, wild oak, cherry, walnut, wild walnut, oak white oil, wild oak white oil

l	80	120	140	160	180	200
w	60 80					
h	75					



C C545 L



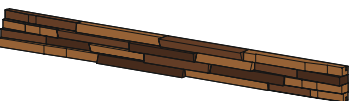
C C545 G

cubus desk pedestal

with 3 drawers or with 1 large drawer
front: solid wood
handles: flap handle wood and stainless steel knob (only for wood front), flap handle stainless steel
types of wood: alder, beech, beech heartwood, oak, wild oak, cherry, walnut, wild walnut, oak white oil, wild oak white oil
wild wood version only available for fronts

w	43
h	61.8
d	58

forest edge



WV WK A



WV WK E A

forest edge wall panelling or corner panelling

type of wood: walnut
including assembly spring and claws

WV WK A:

l	115
w	10
d	1.5–5

WV WK E A:

l	32 × 12
w	10
d	1.5–5



You can find all the essential information relating to the typical material properties of TEAM 7 solid wood furniture in our service and quality card at www.team7-home.com/service-quality-certificate



TEAM 7 Natürlich Wohnen GmbH

phone +43 7752 977-700 | e-mail info@team7.at | www.team7-home.com

A-4910 Ried/Innkreis | Braunauer Straße 26

TEAM 7